


**SINGER**  
99W131

# LIST OF PARTS



## MACHINE No. 99w131

THE SINGER MANUFACTURING COMPANY

## INDEX

	Page
Accessories .....	36
Buttonhole Cutting Blocks .....	42
"    "    Knives .....	43
Driving Equipment .....	38
Machine No. 99w131 .....	5
Numerical List of Parts .....	51
Pattern Wheels .....	44
Shaft Pulleys .....	48
Singer Knife Trueing Fixture .....	48
Thread Lubricating Cup .....	49
"    Unwinder .....	37

From the library of: Diamond Needle Corp

# INSTRUCTIONS FOR ORDERING

In ordering from this list, use ONLY the PART number in the FIRST column.

The number stamped on a Sewing Machine Part is the number of the Single Part only, except when the part includes Set Screws, Clamping Screws, Studs and Rollers Spun on, Small Wires riveted, or Parts soldered together, etc., which it is necessary to furnish in combination.

Every combination of parts sent out has its specific number which, although not stamped on Parts (except in above case), must be used when ordering the combination.

Each number always indicates the SAME PART in whatever list it appears, or for whatever Machine.

The letters after some of the numbers indicate the style of finish only, as follows:

- A. Hardened, Polished, Nickel Plated and Buffed.
- B. Polished, Nickel Plated and Buffed.
- C. Hardened only.
- D. Polished only.
- E. Soft, not polished.
- F. Hardened and Polished.
- H. Blued.
- J. Nickel Plated only.
- R. Merlized.
- X. Black Oxide.
- XC. Hardened and Black Oxide.
- Y. Blade Nickel only.

These letters MUST BE USED when they appear in the list and AFTER the number, as in the list.

**In this series**


200001 to 201500 and 350001 to 351500 are Screw Numbers.  
 201501 to 201800 and 351501 to 351800 are Nut Numbers.  
 201801 to 202000 and 351801 to 352000 are Roller Numbers.  
 202001 to 350000 are Numbers of Machine Parts.

The figures in the second column refer only to the plate in which the illustration of the part is shown and are NOT TO BE USED in ordering.

Two or more numbers over a cut indicate that the difference between such parts is not visible in an illustration.

Parts marked with an asterisk (\*) are furnished only when repairs are made at the factory.

## LIST OF PARTS COMPLETE FOR



MACHINE No. 99w131

Automatic Eyelet End Buttonhole Machine for Sack Coats, Vests, Trousers, etc. Medium Travel Machine. Sewing Capacity 5/8 to 1 1/8 in. Cuts Straight or Eyelet End Buttonholes from 5/8 to 1 3/32 in. long and Taper Bar Buttonholes from 5/8 to 1 in. long. Cuts the hole BEFORE stitching.

No.	Plate	Name
*256041	----	Arm
204235	16348	" Position Pin (2)
200020E	16348	" Screw (4)
232488	16348	" Shaft
232489	16348	" " Bevel Gear (order Position Screw or Set Screw as required)
232244	16348	Arm Shaft Bevel Gear Position Pin
1731	16348	" " " " Set Screw
232002	16348	" " Bushing (back) with 202260
232490	16348	" " " (front) with 202260
202260	16348	" " " Oil Packing (wick)
200100E	16348	" " " Screw (4)
232003	16348	" " Hand Wheel with two 2003410

Property of: Diamond Needle Corp

No.	Plate	Name
200341C	16348	Arm Shaft Hand Wheel Set Screw
150D	16348	" " Screw
250002	16348	" Side Cover
200110D	16348	" " " Screw
*256042	-----	Bed with 250078, 255509 to 255512, two each 127D, 40025 and eight 50168E
250009	16350	Bed End Cover
232025	16350	" " " Catch (2)
232026	16350	" " " " Position Pin (2)
250010	16350	" " " " Releaser (2)
204264	16350	" " " " " Stop Pin (2)
200047D	16350	" " " " " Screw (2)
201531H	16350	" " " " " Nut (2)
250011	16350	" " " " Support (left)
250012	16350	" " " " (right)
457C	16350	" " " " Set Screw (2)
250013	16367	" Extension
250397	16367	" " " Position Pin (2)
134D	16367	" " " Screw (4)
250014	16349	" Shaft
255521	16349	" " Bevel Gear with two 453C
232719	16349	" " " " " Position Pin (2)
453C	16349	" " " " " Set Screw
232030	16349	" " " " " Bushing (back) with 202260
202260	16349	" " " " " Oil Packing (wick)
232821	16349	" " " " " Tube (brass)
230795	16349	" " " " " " Pin
200100E	16349	" " " " " Screw (2)
250015	16349	" " " " (front)
255527	16349	" " " " " Oil Tube (brass)
250451	16349	" " " " " " Bracket
330D	16349	" " " " " " " Screw
232244	16349	" " " " " Position Pin
200100E	16349	" " " " " Screw (2)
250017	16349	" " " " " Collar with two 1258E (2)
1258E	16349	" " " " " Set Screw
232725	16349	Belt Guard
9D	16349	" " " Screw
255337	16352	Buttonhole Cutting Block (steel), 1 in. (eye)
350111C	16351	Buttonhole Cutting Block Pinch Screw
250468	16351	" " " " " " Washer
1281E	16351	Buttonhole Cutting Block Stop Screw
256043	16356	" " " Carrier Cam with 200364C
40025	16356	" " " " " Position Pin
200364C	16356	Buttonhole Cutting Carrier Cam Set Screw
256044	16356	" " " " " Lever with 990D 201524E, 350377C and 351860

No.	Plate	Name
50031C	16356	Buttonhole Cutting Carrier Lever Adjusting Screw Stud
201711C	16356	Buttonhole Cutting Carrier Lever Adjusting Screw Stud Nut
39541	16356	Buttonhole Cutting Carrier Lever Adjusting Screw Stud Nut Washer
250022	16356	Buttonhole Cutting Carrier Lever Adjusting Screw Stud Sleeve
351860	16356	Buttonhole Cutting Carrier Lever Roller
990D	16356	" " " " " " Cap Screw
350377C	16356	Buttonhole Cutting Carrier Lever Roller Screw Stud
201524E	16356	Buttonhole Cutting Carrier Lever Roller Screw Stud Nut
232038	16356	Buttonhole Cutting Carrier Lever Slide Block
251627	16354	Buttonhole Cutting Driving Wheel with 446E
255544	16354	Buttonhole Cutting Driving Wheel Lock
232044	16354	" " " " " " Spring
200051E	16354	Buttonhole Cutting Driving Wheel Lock Spring Screw
228026	16354	Buttonhole Cutting Driving Wheel Lock Spring Screw Washer
255545	16354	Buttonhole Cutting Driving Wheel Lock Stop Plate
162D	16354	Buttonhole Cutting Driving Wheel Lock Stop Plate Screw (2)
255546	16354	Buttonhole Cutting Driving Wheel Lock Stop Plate Screw Lock Washer
232150	16354	Buttonhole Cutting Driving Wheel Position Pin
446E	16354	Buttonhole Cutting Driving Wheel Set Screw
256727	16352	Buttonhole Cutting Knife (.135 x .228 eye)
250027	16352	Buttonhole Cutting Knife Adjusting Block
1100D	16352	" " " " " " Screw
254154	16352	Buttonhole Cutting Knife Base Plate
201474E	16351	" " " " " " Adjusting Screw (2)
1454E	16352	Buttonhole Cutting Knife Base Plate Screw
250475	16352	Buttonhole Cutting Knife Clamping Lever
350114C	16352	" " " " " " Hinge Screw
250030	16352	Buttonhole Cutting Knife Clamping Plate

No.	Plate	Name
254155	16351	Buttonhole Cutting Lever (lower) with 251269 and 251270
251137	16353	Buttonhole Cutting Lever (lower) Cam with 453C
40025	16353	Buttonhole Cutting Lever (lower) Cam Position Pin
453C	16353	Buttonhole Cutting Lever (lower) Cam Set Screw
250033	16351	Buttonhole Cutting Lever (upper) with 232482, 250468, 350111C and two 232483
251271	16353	Buttonhole Cutting Lever (upper) Cam with 453C
40025	16353	Buttonhole Cutting Lever (upper) Cam Position Pin
453C	16353	Buttonhole Cutting Lever (upper) Cam Set Screw
250464	16351	Buttonhole Cutting Lever Bracket with 200089D
250465	16351	Buttonhole Cutting Lever Bracket Arm
50027E	16351	" " " " " " Screw
250530	16351	Buttonhole Cutting Lever Bracket complete, Nos. 250464, 250465 and two 50027E
255152	16351	Buttonhole Cutting Lever Bracket Gib (left)
250037	16351	Buttonhole Cutting Lever Bracket Gib (right)
232380	16351	Buttonhole Cutting Lever Bracket Gib Adjusting Plate (2)
219E	16351	Buttonhole Cutting Lever Bracket Gib Adjusting Plate Screw (4)
206482	16351	Buttonhole Cutting Lever Bracket Gib Adjusting Plate Screw Washer (4)
350304E	16351	Buttonhole Cutting Lever Bracket Gib (left) Screw (3)
201176E	16351	Buttonhole Cutting Lever Bracket Gib (right) Screw (3)
250038	16351	Buttonhole Cutting Lever Hinge Stud
200089D	16351	" " " " " " Set Screw
251268	16351	Buttonhole Cutting Lever Spring
251269	16351	" " " " " Bracket (lower)
251270	16351	Buttonhole Cutting Lever Spring Bracket (lower) Pin
232482	16351	Buttonhole Cutting Lever Spring Bracket (upper)
232483	16351	Buttonhole Cutting Lever Spring Bracket (upper) Pin

No.	Plate	Name
251281	16359	Buttonhole Cutting Lock
251282	16377	" " " " Cam with two 435C
251359	16377	" " " " " Guard
690D	16377	" " " " " Screw
435C	16377	" " " " " Position Screw
788D	16359	Buttonhole Cutting Lock Hinge Screw
251283	16359	" " " " " Rock Shaft
251284	16359	" " " " " " 251283 with 222526 and 251286
251150	16359	Buttonhole Cutting Lock Rock Shaft Bracket (front)
232154	16359	Buttonhole Cutting Lock Rock Shaft Bracket (front) Position Pin (2)
161D	16359	Buttonhole Cutting Lock Rock Shaft Bracket (front) Screw (2)
251143	16359	Buttonhole Cutting Lock Rock Shaft Bracket (rear)
232154	16359	Buttonhole Cutting Lock Rock Shaft Bracket (rear) Pin (2)
145E	16359	Buttonhole Cutting Lock Rock Shaft Bracket (rear) Screw
251285	16359	Buttonhole Cutting Lock Rock Shaft Finger with 462C
250070	16359	Buttonhole Cutting Lock Rock Shaft Finger Link
201099C	16359	Buttonhole Cutting Lock Rock Shaft Finger Link Screw (2)
222526	16359	Buttonhole Cutting Lock Rock Shaft Finger Position Pin
462C	16359	Buttonhole Cutting Lock Rock Shaft Finger Set Screw
251286	16359	Buttonhole Cutting Lock Rock Shaft Lever with 462C and 201950
222526	16359	Buttonhole Cutting Lock Rock Shaft Lever Pin
201950	16359	Buttonhole Cutting Lock Rock Shaft Lever Roller and Stud
462C	16359	Buttonhole Cutting Lock Rock Shaft Lever Set Screw
251141	16359	Buttonhole Cutting Lock Spring
350215E	16359	" " " " " Screw Stud
250039	16352	" " " " " Pressure Wedge with 232056
*201155D	16352	Buttonhole Cutting Pressure Wedge Adjusting Screw
250538	16352	Buttonhole Cutting Pressure Wedge Adjusting Screw 201155D with 201672E, 232054 and 232055
232054	16352	Buttonhole Cutting Pressure Wedge Adjusting Screw Collar

From the library of: Harmonic Needle Corp

No.	Plate	Name
232055	16352	Buttonhole Cutting Pressure Wedge Adjusting Screw Collar Position Pin
232466	16352	Buttonhole Cutting Pressure Wedge Adjusting Screw Lock Spring
662D	16352	Buttonhole Cutting Pressure Wedge Adjusting Screw Lock Spring Screw
201672E	16352	Buttonhole Cutting Pressure Wedge Adjusting Screw Nut
2273	16352	Buttonhole Cutting Pressure Wedge Adjusting Screw Nut Pin
232056	16352	Buttonhole Cutting Pressure Wedge Boss
232057	16352	" " " " Post with 662D and 232466
200122H	16352	Buttonhole Cutting Pressure Wedge Post Screw
251560	16359	Buttonhole Cutting Safety Latch
980C	16359	" " " " Hinge Screw
251568	16359	Buttonhole Cutting Safety Latch Spring
256182	16353	" " Shaft
255131	16353	" " " Hand Crank with 350289C
350290H	16353	Buttonhole Cutting Shaft Hand Crank Cap Screw
350289C	16353	Buttonhole Cutting Shaft Hand Crank Position Screw
255132	16353	Buttonhole Cutting Shaft Hand Crank Washer
256210	16353	Buttonhole Cutting Shaft Oil Packing (wick)
256211	16353	Buttonhole Cutting Shaft Pulley (loose) with 255021, 255144, 255158, 255168, two each 172D, 183C, 235404, four 210750 and eight 232817
256002	16353	Buttonhole Cutting Shaft Pulley Bushing
255168	16353	" " " " Oil Cup
232817	16353	" " " " Stud
256212	16353	" " " Support Bracket
250397	16353	" " " " Position Pin (2)
145E	16353	Buttonhole Cutting Shaft Support Bracket Screw (2)
251138	16354	Buttonhole Cutting Starting Lever with 201085C
251561	16359	Buttonhole Cutting Starting Lever Arm
350134E	16359	" " " " Lock Stud
200027E	16359	Buttonhole Cutting Starting Lever Arm Screw (2)
232718	16354	Buttonhole Cutting Starting Lever Hinge Stud

No.	Plate	Name
200530E	16354	Buttonhole Cutting Starting Lever Hinge Stud Set Screw
232064	16354	Buttonhole Cutting Starting Lever Latch
350143D	16354	" " " " Hinge Screw
201531E	16354	Buttonhole Cutting Starting Lever Latch Hinge Screw Nut
232065	16354	Buttonhole Cutting Starting Lever Latch Spring
201219E	16354	Buttonhole Cutting Starting Lever Latch Spring Screw Stud (2)
200E	16354	Buttonhole Cutting Starting Lever Latch Stop Screw
201085C	16354	Buttonhole Cutting Starting Lever Restoring Screw Stud
250044	16354	Buttonhole Cutting Starting Lever Spring
350105E	16354	" " " " Screw Stud
251145	16357	Buttonhole Cutting Starting Lever Trip
251146	16357	" " " " Adjusting Point
704E	16357	Buttonhole Cutting Starting Lever Trip Adjusting Point Screw
250206	16357	Buttonhole Cutting Starting Lever Trip Adjusting Point Screw Washer
72D	16357	Buttonhole Cutting Starting Lever Trip Hinge Screw
251569	16357	Buttonhole Cutting Starting Lever Trip Spring
1241E	16357	Buttonhole Cutting Starting Lever Trip Spring Screw Eye
251148	16357	Buttonhole Cutting Starting Lever Unlocking Lever with 201949
802D	16357	Buttonhole Cutting Starting Lever Unlocking Lever Hinge Screw
1904	16357	Buttonhole Cutting Starting Lever Unlocking Lever Roller
201949	16357	Buttonhole Cutting Starting Lever Unlocking Lever Roller 1904 with 251213
*251213	16357	Buttonhole Cutting Starting Lever Unlocking Lever Roller Stud
*256004	-----	Driving Wheel (loose)
256206	16349	" " 256004 with 250398 and 256091
256005	16349	Driving Wheel with 200383C
256007	16349	" " Clutch Stud (made in .212, .213, .214 and .215 in. diam., state size required)
9873	16349	Driving Wheel Position Pin
200383C	16349	" " Set Screw
256006	16349	" " Stop Cam

From the library of the National Needle Corp

No.	Plate	Name
251025	16349	Driving Wheel Stop Cam Position Collar with 1036C
1036C	16349	Driving Wheel Stop Cam Position Collar Set Screw
250417	16349	Driving Wheel Stop Cam Spring
200096D	16349	" " " " " " Position Screw
232520	16348	Face Plate
641D	16348	" " Screw (2)
232521	16366	Feed Adjusting Gear
250052	16366	" " " Bracket
250053	16366	" " " " Clamping Post
690D	16366	" " " " " " Screw (2)
350113C	16366	Feed Adjusting Gear Bracket Clamping Screw
250473	16366	Feed Adjusting Gear Bracket Clamping Screw Washer
201428C	16366	Feed Adjusting Gear Screw Stud
1518J	16366	" " " " " Nut
250704	16368	" Driving Gear (intermediate) with 457C
232721	16368	Feed Driving Gear (intermediate) Position Pin
457C	16368	Feed Driving Gear (intermediate) Set Screw
250055	16368	Feed Driving Gear (intermediate) Shaft
256501	16366	" Wheel with three 232382
250057	16366	" " Driving Pawl (3)
201385C	16366	" " " " Hinge Screw (3)
250058	16366	" " " " Spring (3)
232382	16366	" " " " Pin
1449H	16366	" " " " Screw (3)
350071E	16366	" " Friction Ring Adjusting Screw
201522E	16366	" " " " " " Lock Nut
232131	16366	Feed Wheel Friction Ring Adjusting Screw Washer (2)
251288	16358	Feed Wheel Friction Ring Bracket
200070C	16358	" " " " " Screw (2)
250060	16366	" " " " Section (long)
250061	16366	" " " " " (short)
232135	16366	" " " " Spring
256045	16366	" " Ring
256046	16366	" " " Gib (3)
200F	16366	" " " " Screw (6)
201362C	16366	" " Screw Stud
250418	16380	Finger Starting Lever with 250435 and 250436
250419	16380	Finger Starting Lever Hinge Block

No.	Plate	Name
350080D	16380	Finger Starting Lever Hinge Block Hinge Screw
250420	16358	Finger Starting Lever (intermediate)
255080	16358	" " " " Bracket with 208E and 991C
208E	16358	Finger Starting Lever (intermediate) Bracket Pinch Screw
158E	16358	Finger Starting Lever (intermediate) Bracket Screw
72D	16358	Finger Starting Lever (intermediate) Hinge Screw
200097C	16380	Finger Starting Lever Screw
228026	16380	" " " " Washer
251518	16380	" " " Spring
250435	16380	" " " Stud (back)
250436	16380	" " " " (front)
232539	16368	Intermittent Feed Driving Wheel with two 465C
*256047	16368	Intermittent Feed Driving Wheel Bracket
232244	16368	" " " " " " Position Pin (2)
129E	16368	Intermittent Feed Driving Wheel Bracket Screw (4)
250589	16368	Intermittent Feed Driving Wheel Driving Stud
204648	16368	Intermittent Feed Driving Wheel Driving Stud Position Pin
232541	16368	Intermittent Feed Driving Wheel Position Pin
465C	16368	Intermittent Feed Driving Wheel Set Screw
232542	16368	Intermittent Feed Driving Wheel Shaft
250705	16368	" " " " " " Gear with 465C
232721	16368	Intermittent Feed Driving Wheel Shaft Gear Position Pin
465C	16368	Intermittent Feed Driving Wheel Shaft Gear Set Screw
253615	16374	Loop Retainer (left)
256049	16374	" " " Carrier
256050	16374	" " (right)
256051	16374	" " " Carrier
250068	16374	" " Adjusting Block (2)
256052	16349	" " Cam with 447E
40025	16349	" " " Position Pin
447E	16349	" " " Set Screw
250070	16374	" " Carrier Link (2)
201431C	16374	" " " " Screw (4)
250071	16374	" " " Shaft
250072	16374	" " " Collar
735E	16374	" " " " Set Screw

From the library of: Diamond Needle Corp



No.	Plate	Name
256008	16374	Loop Retainer Driving Bar
201726C	16374	" " " " Adjusting Nut (3)
256009	16374	Loop Retainer Driving Bar Adjusting Nut Washer (2)
201728C	16374	Loop Retainer Driving Bar Lock Nut
350388H	16374	" " Screw (2)
250491	16374	" " Washer (2)
250074	16374	" " Shim (.005 in.thick)
250449	16374	" " (.010 in.thick)
250450	16374	" " (.020 in.thick)
250537	16374	" " (.030 in.thick)
256010	16349	" " Slide with 201943
250076	16349	" " " Gib (lower) (2)
250077	16349	" " " " (upper) (2)
190D	16349	" " " Screw (6)
*250078	16349	" " " Guide Extension
40025	16349	" " " " Position Pin (2)
127D	16349	Loop Retainer Slide Guide Extension Screw (2)
201896	16349	Loop Retainer Slide Roller
201943	16349	" " " " 201896 with 250429
250429	16349	Loop Retainer Slide Roller Stud
253472	16374	Looper (non-threaded)
250080	16374	" (threaded)
256053	16374	" Bracket with 735E
201722C	16374	" " Adjusting Nut
201722C	16374	" " " " Locking Nut
23421	16374	" " Dogging Hole Plug (leather)
250082	16375	" " Frame Chip Guard
401D	16375	" " " " Screw (3)
232555	16374	" " Rotating Gear with 906E
250084	16374	" " " " Position Pin
906E	16374	" " " " Set Screw
250085	16374	" Carrier
201434C	16374	" " Hinge Screw
250086	16374	" " Link
201099C	16374	" " " Hinge Screw (2)
256011	16374	" Driving Bar
201727C	16374	" " " Adjusting Nut (4)
256012	16374	" " " " Washer (2)
256013	16375	" " Connection with 1120C
1120C	16375	" " " Set Screw
250089	16375	" " " Slide Rod
250090	16375	" " " " Bushing (lower)
250091	16375	Looper Driving Connection Slide Rod Bushings (upper)

No.	Plate	Name
256015	16375	Looper Driving Crank
256016	16375	" " " Bushing
200089E	16375	" " " " Screw (2)
250094	16375	" " " Gear with 735E
250095	16375	" " " " Position Pin
735E	16375	" " " " Set Screw
256017	16375	" " " Link
199C	16375	" " " " Cap Screw
350278C	16375	" " " " Hinge Screw
250097	16375	" " Disc
256014	16375	" " " Bearing
350365C	16375	" " " " Cap Screw
51311E	16375	" " " " Screw (3)
250098	16375	" " Gear
176D	16375	" " " Screw (3)
201898	16349	" " Roller
201953	16349	" " " 201898 with 201144E and 250099 (2)
201144E	16349	Looper Driving Roller Cap Screw
250099	16349	" " " Stud
256018	16375	" Frame
250462	16375	" " Chip Guard
232866	16375	" " Position Pin (2)
201082E	16375	" " Screw (3)
190D	16374	" Screw (2)
250101	16374	" " Washer (2)
232270	16381	" Thread and Cord Clamping Spring (long)
232271	16381	Looper Thread and Cord Clamping Spring (short)
200186B	16381	Looper Thread and Cord Clamping Spring Screw
232272	16381	Looper Thread and Cord Cutter
200186B	16381	" " " " " Screw
256651	16375	" " Controller
256055	16375	" " " Bracket (adjustable)
1423F	16375	" " " " " Screw (2)
217D	16375	Looper Thread Controller Screw (2)
18859	16375	" " Guide
32012	16375	" " Tension Disc (2)
253530	16369	" " " Releaser
253531	16369	" " " " Lever
350224E	16369	" " " " " Hinge Screw
253532	16369	" " " " " Rod
253535	16369	" " " " " Collar with 237F (2)
237F	16369	Looper Thread Tension Releaser Lever Rod Collar Set Screw
251170	16369	Looper Thread Tension Releaser Lever Spring

From the Library of: Diamond Needle Corp



No.	Plate	Name
1550J	16369	Looper Thread Tension Releaser Nut
7071	16369	" " " " " Washer
253534	16365	" " " " " Operating
		Cam Block with 219F
219F	16365	Looper Thread Tension Releaser Operating Cam Block Set Screw
253533	16369	Looper Thread Tension Releaser Operating Lever with 237F
237F	16369	Looper Thread Tension Releaser Operating Lever Set Screw
232515	16375	Looper Thread Tension Spring
1043C	16375	" " " Stud
171E	16375	" " " " Set Screw
1560C	16375	" " " " Thumb Nut
232516	16377	" " Tube (brass)
253152	16369	Lower Cord Controlling Spring
253153	16369	" " " " Bracket
217E	16369	" " " " " Screw
236D	16369	" " " " " Screw
7071	16369	" " " " " Washer
251620	16377	" " Slacking Plate
946D	16377	" " " " Hinge Screw
179C	16377	" " " " Operating Screw
		Stud
226467	16377	Lower Cord Slacking Plate Tension Washer
32012	16377	" " Tension Disc (2)
232515	16377	" " " Spring
637C	16377	" " " Stud
1560C	16377	" " " Thumb Nut
232516	16377	" " Tube (brass)
251621	16377	" " " Bracket (front)
251622	16377	" " " " (rear)
176D	16377	" " " " Screw (2)
250105	16348	Needle Bar Driving Crank with 200394C and two 200382C
40025	16348	Needle Bar Driving Crank Position Pin
200394C	16348	" " " " Set Screw
256183	16370	" Driving Bar with 620C
232177	16370	" " " Bushing
232176	16370	" " " Collar with 200083E
200083E	16370	" " " " Pinch Screw
232178	16348	" " " Link
232709	16348	" " " " Hinge Stud with 222598
222598	16348	Needle Driving Bar Link Hinge Stud Oil Packing (wick)
200382C	16348	Needle Driving Bar Link Hinge Stud Set Screw
250108	16348	Needle Driving Bar Swivel with 248821
248821	16348	" " " " Oil Packing (wick)

No.	Plate	Name
256057	16374	Needle Guard
230E	16374	" " Screw
230E	16374	" " " (support end)
256180	16370	" Holder with 906F
201482D	16370	" " Gauge Plate Adjusting Screw
250112	16370	" " " " Block
201670C	16370	" " " " " Adjusting Nut
201670C	16370	" " " " " " "
		Lock Nut
256066	16370	Needle Holder Gauge Plate Block Bushing
181D	16370	" " " " " "
		Screw (3)
256059	16370	Needle Holder Gauge Plate Body
256094	16370	" " " " " Center Plate
		(for wide bight)
350379D	16370	Needle Holder Gauge Plate Clamping Screw
1550J	16370	" " " " " "
		Nut
200118F	16370	Needle Holder Gauge Plate Screw (3)
256061	16370	" " " " " Shim
256095	16370	" " " " " Side Plate
		(left)
256062	16370	Needle Holder Gauge Plate Side Plate (right)
256096	16370	Needle Holder Gauge Plate (for wide bight) complete, Nos. 256059, 256062, 256094, 256095, two each 1550J, 256061, and 350379D
208E	16370	Needle Holder Screw (2)
256181	16370	" " Slide
256068	16370	" " " Lever with 256069 and 351861
350147C	16370	Needle Holder Slide Lever Hinge Screw
351861	16370	" " " " Roller
256069	16370	" " " " " Stud
256203	16370	" " " " " Stud
350416E	16370	" " " " " Screw
256204	16370	" " " " " Washer
256184	16370	" " " " " Stud
620C	16370	" " " " " Set Screw
250117	16370	" Rotating Gear with 735E
250118	16370	" " " Key
735E	16370	" " " Set Screw
906F	16370	" Set Screw
250119	16360	" Thread Guide
232792	16360	" " Leader
1664E	16360	" " " Nut
256200	16360	" " Pull-off (adjustable)
1550J	16360	" " " " Lock Nut
256070	16360	" " Take-up with 201374E and 201937

From the library of the Smithsonian Needle Corp

## PARTS FOR MACHINE No. 99w131

No.	Plate	Name
256072	16360	Needle Thread Take-up Bracket
256073	16360	" " " " " Cover
1423F	16360	" " " " " " Screw
		(4)
250399	16360	Needle Thread Take-up Bracket Position Pin (2)
161D	16360	Needle Thread Take-up Bracket Screw (3)
256652	16360	" " " " " Cam with two 457C
232721	16360	Needle Thread Take-up Bracket Cam Position Pin
457C	16360	Needle Thread Take-up Bracket Cam Set Screw
256075	16360	Needle Thread Take-up Bracket Cam Shaft
232673	16360	" " " " " " " Gear
40025	16360	Needle Thread Take-up Bracket Cam Shaft Gear Position Pin
448C	16360	Needle Thread Take-up Bracket Cam Shaft Gear Set Screw
350268C	16360	Needle Thread Take-up Hinge Screw
201873	16360	" " " " " Roller
201937	16360	" " " " " 201873 with 201144E and 232686
201144E	16360	Needle Thread Take-up Roller Cap Screw
232686	16360	" " " " " Stud
201374E	16360	" " " " " Cap Screw
256071	16360	" " " " " Thread Guide
1423F	16360	" " " " " " Screw (2)
32012	16360	" " " " " Tension Disc (2)
991C	16362	" " " " " Releasing Adjusting Screw
1550J	16362	Needle Thread Tension Releasing Adjusting Screw Nut
256076	16360	Needle Thread Tension Releasing Arm
974F	16360	" " " " " " Hinge Screw
256189	16362	Needle Thread Tension Releasing Block with 200E
200E	16362	Needle Thread Tension Releasing Block Set Screw
32572	16360	Needle Thread Tension Releasing Disc
256077	16362	" " " " " Lever
255010	16362	" " " " " " Bracket
200346C	16362	Needle Thread Tension Releasing Lever Bracket Adjusting Screw
145E	16362	Needle Thread Tension Releasing Lever Bracket Screw (lower)
200062H	16362	Needle Thread Tension Releasing Lever Bracket Screw (upper)

## PARTS FOR MACHINE No. 99w131

No.	Plate	Name
35D	16362	Needle Thread Tension Releasing Lever Hinge Screw
255011	16362	Needle Thread Tension Releasing Lever Spring
39635	16360	Needle Thread Tension Releasing Pin
256190	16362	" " " " " Rod
256191	16362	" " " " " " Bracket
190D	16362	" " " " " " " Screw (2)
256020	16362	Needle Thread Tension Releasing Rod Plate
208E	16362	Needle Thread Tension Releasing Rod Screw
256185	16360	Needle Thread Tension Spring
350399C	16360	" " " " " Stud
1560C	16360	" " " " " Thumb Nut
250140	16348	" " " " " Vibrating Adjusting Link
741C	16348	" " " " " Hinge Screw
350076C	16348	" " " " " Stud
1671C	16348	" " " " " Nut
39532	16348	" " " " " Sleeve
255126	16348	" " " " " Bell Crank
250142	16348	" " " " " Connection
*38444	-----	" " " " " " End Bearing (back)
38446	16348	Needle Vibrating Bell Crank Connection End Bearing 38444 with 42524, 50016C and two 175E
50016C	16348	Needle Vibrating Bell Crank Connection End Bearing (back) Ball Screw Stud
1636E	16348	Needle Vibrating Bell Crank Connection End Bearing (back) Ball Screw Stud Nut
*42524	-----	Needle Vibrating Bell Crank Connection End Bearing (back) Cap
175E	16348	Needle Vibrating Bell Crank Connection End Bearing (back) Cap Screw
1698C	16348	Needle Vibrating Bell Crank Connection End Bearing (back) Check Nut
*39443	-----	Needle Vibrating Bell Crank Connection End Bearing (front)
250143	16348	Needle Vibrating Bell Crank Connection End Bearing 38443 with 42525, 201449C and two 175E
201449C	16348	Needle Vibrating Bell Crank Connection End Bearing (front) Ball Screw
*42525	-----	Needle Vibrating Bell Crank Connection End Bearing (front) Cap
175E	16348	Needle Vibrating Bell Crank Connection End Bearing (front) Cap Screw
1697C	16348	Needle Vibrating Bell Crank Connection End Bearing (front) Check Nut

Firm Library of: Remond Neel Corp

No.	Plate	Name
350282C	16348	Needle Vibrating Bell Crank Hinge Screw
256078	16368	" " Lever
256079	16368	" " " Hinge Stud
443C	16368	" " " " " Set Screw
256178	16370	" " Ring with 462C
232421	16370	" " " Guide Stud
200083E	16370	" " " " " Set Screw
232343	16370	" " " Position Pin
462C	16370	" " " Set Screw
256179	16370	" " Rod
250146	16370	" " " Guide with 1230E
232343	16370	" " " " " Position Pin
1230E	16370	" " " " " Set Screw
256080	16370	" " Switch
200308D	16370	" " " Hinge Screw
256529	16376	Pattern Wheel, for 1 in. eye (large eye) and 7/8 in. straight buttonhole with two 251608
201668E	16377	Pattern Wheel Clamping Nut
250148	16377	" " Position Stud
250372	16376	" " Rapid Feed Trip Point
203E	16376	" " " " " " " Screw
256531	16376	" " Ring
256532	16376	" " " 256531 with 251539 to 251542 four each 211E and 250444
251539	16376	Pattern Wheel Ring Adjusting Segment (curved rise)
251540	16376	Pattern Wheel Ring Adjusting Segment (curved rise) for straight buttonhole
251541	16376	Pattern Wheel Ring Adjusting Segment (straight drop)
251542	16376	Pattern Wheel Ring Adjusting Segment (straight drop) for straight buttonhole
211E	16376	Pattern Wheel Ring Adjusting Segment Screw
250444	16376	Pattern Wheel Ring Adjusting Segment Screw Washer
256533	16376	Pattern Wheel Ring Disengaging Segment
251544	16376	" " " " " " "
		Guide Bushing
350201E	16376	Pattern Wheel Ring Disengaging Segment Guide Bushing Screw
251608	16376	Pattern Wheel Ring Disengaging Segment Guide Pin
251570	16376	Pattern Wheel Ring Disengaging Segment Lock
741C	16376	Pattern Wheel Ring Disengaging Segment Lock Hinge Screw
251571	16376	Pattern Wheel Ring Disengaging Segment Lock Spring

No.	Plate	Name
251572	16376	Pattern Wheel Ring Disengaging Segment Operating Plunger
391D	16376	Pattern Wheel Ring Screw
256530	16376	Pattern Wheel, for 1 in. eye (large eye) and 7/8 in. straight buttonhole, complete, Nos. 741C, 251544, 251570 to 251572, 256529, 256532, 256533, 350201E, two 391D, three each 203E and 250372
251298	16377	Pattern Wheel Shaft with 250148
250150	16377	" " " Bevel Gear with 168D
40025	16377	" " " " " Position Pin
168D	16377	Pattern Wheel Shaft Bevel Gear Set Screw
250151	16377	" " " Bushing (left)
145E	16377	" " " " " Screw (2)
250152	16377	" " " " " (right)
647E	16377	" " " " " Screw (2)
250154	16377	Rapid Feed Clutch Disengaging Lever (3)
253481	16377	" " " " " Sleeve
250156	16377	" " " Driving Disc
1230F	16377	" " " " " Screw (4)
201497	16377	" " " Roller (3)
255095	16377	" " " Carrier with 624E
40025	16377	" " " " " Position Pin
624E	16377	" " " " " Set Screw
250153	16377	" " " Retainer (3)
209E	16377	" " " " " Screw (3)
255096	16377	" " " Spring (3)
255097	16377	" " " " " Guide Pin (3)
250158	16367	" " Crank Shaft
250159	16367	" " " " " Bushing (back)
250160	16367	" " " " " " " Oil Tube (lower) (brass)
250495	16367	Rapid Feed Crank Shaft Bushing (back) Oil Tube (upper) (brass)
250161	16367	Rapid Feed Crank Shaft Bushing (front)
436C	16367	" " " " " " " Set Screw (2)
232500	16367	Rapid Feed Crank Shaft Collar with two 453C
453C	16367	Rapid Feed Crank Shaft Collar Set Screw
250452	16367	" " " " " Gear with 456C
232719	16367	" " " " " " " Position Pin
453C	16367	" " " " " " " Set Screw
202260	16367	" " " " " " " Oil Packing (wick) (2)
*256091	-----	Rapid Feed Driving Gear
250399	16349	" " " " " " " Key
250164	16364	" " Gear Guard
641D	16364	" " " " " " " Screw (2)

From the Harry Diamond Corp

No.	Plate	Name
250534	16364	Rapid Feed Intermediate Gear (bronze)
201447C	16364	" " " " " Screw Stud
1510E	16364	" " " " " " Nut
250167	16364	" " " " " " " Washer
250405	16364	Rapid Feed Intermediate Gear Screw Stud
		Washer
252266	16372	Rapid Feed Slide Bar
250174	16372	" " " " " Bushing (left)
145E	16372	" " " " " " Screw
		(2)
250175	16372	Rapid Feed Slide Bar Bushing (right)
647E	16372	" " " " " " Screw
		(2)
252269	16372	Rapid Feed Slide Bar Collar with 449C
40025	16372	" " " " " " Position Pin
448C	16372	" " " " " " Set Screw
256065	16372	" " " " " " Fork Connection with 899C
253538	16372	Rapid Feed Slide Bar Fork Connection Extension Plate
176D	16372	Rapid Feed Slide Bar Fork Connection Extension Plate Screw (2)
350321E	16372	Rapid Feed Slide Bar Fork Connection Position Screw
989C	16372	Rapid Feed Slide Bar Fork Connection Set Screw
350385C	16372	Rapid Feed Slide Bar Fork Connection Screw Stud
252306	16367	Rapid Feed Slide Bar Lock
252271	16367	" " " " " " Block
232055	16367	" " " " " " " Position Pin
704E	16367	Rapid Feed Slide Bar Lock Block Screw
350262E	16367	" " " " " " Hinge Screw
250409	16367	" " " " " " Spring
1241E	16372	" " " " " " " Screw Eye
252273	16372	" " " " " " Spring
350293E	16372	" " " " " " Cap Screw
252274	16372	" " " " " " Washer
250194	16367	" " " " " " Lock Trip
56C	16367	" " " " " " " Hinge Screw
250180	16373	Rapid Feed Starting Latch
199C	16373	" " " " " " Cap Screw
201446C	16373	" " " " " " Hinge Screw Stud
251626	16373	Rapid Feed Starting Lever with 1241E, 1454E, 200293D and 201957

No.	Plate	Name
255053	16373	Rapid Feed Starting Lever (Operated by stop motion) with 704C, 1454E, 203213 and 255054
232541	16373	Rapid Feed Starting Lever Position Pin
201445E	16373	" " " " " " Screw
201957	16373	" " " " " " Roller
200293D	16373	" " " " " " " Screw Stud
1454E	16373	" " " " " " Set Screw
251499	16373	" " " " " " Shaft
251212	16373	" " " " " " Spring
1241E	16373	" " " " " " " Screw Eye
255054	16373	" " " " " " Stud
704C	16373	" " " " " " " Set Screw
203213	16373	" " " " " " " Spring
253537	16367	" " " " " " Pawl
253536	16367	" " " " " " Bell Crank with 202299
11C	16367	Rapid Feed Starting Pawl Bell Crank Hinge Screw
202299	16367	Rapid Feed Starting Pawl Bell Crank Oil Packing (wick)
250171	16367	Rapid Feed Starting Pawl Bell Crank Slide Block Section (2)
250172	16367	Rapid Feed Starting Pawl Guide
181D	16367	" " " " " " " Screw (2)
350260C	16367	" " " " " " Hinge Screw
1655E	16367	" " " " " " " Nut
256177	16367	" " " " " " Oiling Pad (felt)
181D	16367	" " " " " " " Screw
9525	16367	" " " " " " " Washer
250188	16367	Rapid Feed Starting Pawl Spring
201454E	16368	" " " " " " " Screw Eye
1521E	16368	" " " " " " " Nut
250189	16373	Rapid Feed Starting Trip Lever with 1454E
251623	16373	Rapid Feed Starting Trip Lever Overthrow Stop
350229E	16373	Rapid Feed Starting Trip Lever Overthrow Stop Screw
7071	16373	Rapid Feed Starting Trip Lever Overthrow Stop Screw Washer
201445E	16373	Rapid Feed Starting Trip Lever Position Screw
201437C	16373	Rapid Feed Starting Trip Lever Screw Stud
1454E	16373	Rapid Feed Starting Trip Lever Set Screw
251625	16354	" " " " " " Tripping Point
203E	16354	" " " " " " " Screw (2)

No.	Plate	Name
256192	16362	Rapid Feed Trip Latch
256193	16362	" " " " Bracket with 200E
200E	16362	" " " " " Set Screw
256194	16362	" " " " Disengaging Plate
106D	16362	" " " " " "
		Hinge Screw
100D	16362	Rapid Feed Trip Latch Hinge Screw
255157	16362	" " " " Spring
201160E	16362	" " " " " Screw Eye
256195	16362	" " " " Lever with two 200E (for straight buttonholes)
200E	16362	Rapid Feed Trip Lever Set Screw
255123	16364	" " Tripping Pawl
1410D	16364	" " " " Cap Screw
255124	16364	" " " " Lever
250432	16364	" " " " Bracket
232154	16364	" " " " " Position Pin (2)
350110C	16364	Rapid Feed Tripping Pawl Lever Bracket Screw
14017	16364	Rapid Feed Tripping Pawl Lever Bracket Screw Washer
72C	16364	Rapid Feed Tripping Pawl Lever Hinge Screw
255167	16364	Rapid Feed Tripping Pawl Spring
250195	16367	" " Worm with 453C
25362	16367	" " " Ball
250196	16367	" " " Bearing Cup
225007	16367	" " " Retainer with eight 25362
232244	16367	Rapid Feed Worm Position Pin
453C	16367	" " " Set Screw
250197	16377	" " " Wheel
250198	16377	" " " Collar with two 453C
453C	16377	" " " Set Screw
202244	16377	" " " Oil Packing (wick)
255138	16358	Starting Bell Crank with 201160E
350291C	16358	" " " Hinge Screw
256196	16358	" and Retaining Latch with 201160E
255136	16358	" " " Crank with 209F and 1819
2269	16358	Starting and Retaining Latch Crank Position Pin
1819	16358	Starting and Retaining Latch Crank Roller and Stud
209F	16358	Starting and Retaining Latch Crank Set Screw
255157	16358	Starting and Retaining Latch Spring
201160E	16358	" " " " " Screw Eye (2)

No.	Plate	Name
255158	16353	Starting and Retaining Latch Tripping Block
235404	16353	Starting and Retaining Latch Tripping Block Pin
183C	16353	Starting and Retaining Latch Tripping Block Screw
251289	16358	Starting Rod
40043	16358	" " Collar with 209C
251292	16358	" " " with 646F (2)
209C	16358	" " " Set Screw
2273	16358	" " " Position Pin (2)
646F	16358	" " " Screw Stud
251290	16358	" " Guide Plate
200058E	16358	" " " " Screw
251291	16359	" " Lock
74C	16359	" " " Hinge Screw
232200	16359	" " " Spring
1241E	16359	" " " Screw Eye
251293	16377	" " " Tripping Point
251294	16358	" " Safety Lock
226467	16358	" " " Friction Washer
200265E	16358	" " " Hinge Screw
251295	16358	" " " Stop Pin
251296	16358	" " Spring
40045	16358	" " Stop Washer (rawhide)
250210	16368	Stitch Regulating Gear, 22 teeth
250211	16368	" " " 26 teeth
250212	16368	" " " 28 teeth
250598	16368	" " " 30 teeth
250213	16368	" " " 33 teeth
Note: No. 250213 is furnished with this machine unless another Stitch Regulating Gear is specified on order.		
250214	16368	Stitch Regulating Gear, 34 teeth
250415	16368	" " " 38 teeth
250478	16368	" " " 42 teeth
201660C	16368	" " " Lock Nut
256081	16355	" Rotating Lever (lower) with 458C
201442C	16355	" " " Position Screw
351862	16355	" " " Roller
350378C	16355	" " " " " Screw Stud
201666E	16355	Stitch Rotating Lever (lower) Roller Screw Stud Nut
458C	16355	Stitch Rotating Lever (lower) Set Screw
232591	16361	" " " (upper) with 448C
40025	16361	" " " Position Pin
448C	16361	" " " Set Screw
232807	16355	" " " Connection (front section) (lower)

## PARTS FOR MACHINE No. 99w131

No.	Plate	Name
232593	16361	Stitch Rotating Lever Connection (front section) (upper)
232808	16355	Stitch Rotating Lever Connection (rear section) (lower)
232592	16361	Stitch Rotating Lever Connection (rear section) (upper)
58F	16355	Stitch Rotating Lever Connection Hinge Screw (4)
172D	16355	Stitch Rotating Lever Connection Screw (lower)
39504	16355	Stitch Rotating Lever Connection Screw Washer (lower)
193D	16361	Stitch Rotating Lever Connection Screw (upper)
232717	16361	Stitch Rotating Lever Connection Screw Washer (upper)
232764	16355	Stitch Rotating Lever Connection (lower) complete, Nos. 232807, 232808, two each 172D and 39504
250400	16361	Stitch Rotating Lever Connection (upper) complete, Nos. 232592, 232593, 232717 and two 193D
250394	16355	Stitch Rotating Lever Rock Shaft
250216	16355	" " Sector (lower)
232597	16355	" " " " Bracket
690D	16355	" " " " " Screw
226163	16355	" " " " " Washer
350087C	16355	Stitch Rotating Sector (lower) Hinge Screw
250217	16361	Stitch Rotating Sector (upper)
232599	16361	" " " " Bracket
201395D	16361	" " " " " Screw (2)
232600	16361	Stitch Rotating Sector (upper) Position Collar with two 453C
453C	16361	Stitch Rotating Sector (upper) Position Collar Set Screw
251026	16363	Stop Lever with 200352C
232262	16363	" " Bracket
350263E	16363	" " " Screw
250218	16363	" " Crank with 453C
40025	16363	" " " Position Pin
453C	16363	" " " Set Screw
232263	16363	" " Friction Pad (rawhide)
200110D	16363	" " " " Screw (2)
255169	16363	" " Interlocking Slide
201084C	16363	" " " " Adjusting Screw
201628E	16363	Stop Lever Interlocking Slide Adjusting Screw Nut
1178D	16363	Stop Lever Interlocking Slide Screw

## PARTS FOR MACHINE No. 99w131

No.	Plate	Name
232265	16363	Stop Lever Interlocking Slide Screw Washer
250416	16363	Stop Lever Interlocking Slide Spring
250219	16365	" " Link
250220	16365	" " " Connection
250221	16365	" " " " Locking Pin
250222	16365	" " " " " " Spring
217D	16365	" " " " " " Screw (2)
350225D	16365	Stop Lever Link Connection Screw (back)
807D	16365	" " " " " (front)
64C	16365	" " " Hinge Screw
250223	16365	" " Operating Lever
11C	16365	" " " " Hinge Screw
250224	16365	" " " Plate
157D	16365	" " " " Screw
39541	16365	" " " " " Washer
201442C	16363	" " Position Screw
200352C	16363	" " Set Screw
250225	16363	" " Shaft
255170	16363	" " Spring
201110D	16363	" " " Screw
251368	16374	Throat Plate
250447	16374	" " Adjusting Block
176D	16374	" " Screw
250560	16374	" " Washer
*256083	16368	Vertical Shaft with two each 204648 and 250589
256201	16368	Vertical Shaft 256083 with 232719 and 255522
255522	16368	Vertical Shaft Bevel Gear (lower) with two 453C
232719	16368	Vertical Shaft Bevel Gear (lower) Position Pin
256084	16368	Vertical Shaft Bevel Gear (upper) with two 453C
40025	16368	Vertical Shaft Bevel Gear (upper) Position Pin (2)
453C	16368	Vertical Shaft Bevel Gear Set Screw
250396	16368	" " Bushing (lower)
200100E	16368	" " " " Screw (2)
256085	16368	" " " (upper)
575C	16368	" " " " Set Screw
253717	16380	Work Clamp Arm (left)
253718	16381	" " " (right)
250525	16380	" " " Bracket (left)
255057	16380	" " " " " 250525 with 250268, 250551, 250552, 253666 and three 2269
250526	16381	Work Clamp Arm Bracket (right)
255058	16381	" " " " " 250526 with 250266, 250528, 250529, 253666 and three 2269

From the library of: Diamond Needle Corp



No.	Plate	Name
201129D	16380	Work Clamp Arm Bracket Screw (back)
253666	16380	" " " Cam with 209F
2269	16380	" " " " Position Pin
209F	16380	" " " " Set Screw
250552	16380	" " " " Shaft (left)
250528	16381	" " " " " (right)
201237E	16380	" " " " Stop Screw
201537H	16380	" " " " " Nut
252184	16380	" " " " Hinge Block
350123E	16380	" " " " " Hinge Screw
200051E	16380	" " " " Screw
251277	16380	" " " " Washer
13218	16380	" " " " Spring
350136E	16380	" " " " Screw
256086	16380	" " " Base (left) with 251619
256746	16380	" " " " 256086 with 194C, 217E 662D, 991E, 1423F, 1443F, 1550J, 7071, 10249, 13218, 200097C, 201237E, 201537H, 250241, 250418, 250419, 251277, 251518, 251519, 251618, 252184, 252202, 253717, 253723, 253724, 255016, 255057, 255162, 255164, 256748, 256750, 350080D, 350136E, two each 207F, 200051E, 201129D, 350123E, three 228026 and nine 934H
255162	16380	Work Clamp Base (left) Guard
934H	16380	" " " " " Screw
256087	16381	" " " " (right) with 251619
256747	16381	" " " " 256087 with 662D, 991E, 1423F, 1443F, 1550J, 13218, 201237E, 201537H, 232270 to 232272, 250242, 250275, 251277, 251618, 252184, 252202, 253718, 253723, 253724, 255016, 255058, 255163, 255165, 256749, 256751, 350136E, two each 200051E, 200186B, 201129D, 228026, 350123E, four 207F and nine 934H
255163	16381	Work Clamp Base (right) Guard
934H	16381	" " " " " Screw
256748	16380	" " " " Clamping Plate (left)
256749	16381	" " " " " (right)
934H	16380	" " " " " Screw
251619	16380	" " " " Hinge Stud
250439	16378	" " " " Retaining Stud
250241	16380	" " " " Spring (left)
250242	16381	" " " " " (right)
1443F	16380	" " " " " Screw
201451E	16378	" " " " " Stud (2)
232309	16378	" " " " Stop Block (2)
232310	16378	" " " " " Position Pin (2)
201148H	16378	" " " " " Screw (2)

No.	Plate	Name
256021	16378	Work Clamp Carrier Base Plate with 250439
256040	16378	Work Clamp Carrier Base Plate Extension
934H	16378	" " " " " " "
		Screw (2)
256022	16379	Work Clamp Carrier Base Plate Slide Rod
201643E	16379	" " " " " " "
		Nut (2)
250095	16379	Work Clamp Carrier Base Plate Slide Rod Position Pin (2)
200119D	16379	Work Clamp Carrier Base Plate Slide Rod Set Screw
250244	16366	Work Clamp Carrier Feed Lever
350185C	16366	" " " " " " Hinge Screw
250245	16366	" " " " " " Link
250246	16366	" " " " " " Block
50168E	16366	" " " " " " "
		Screw (2)
350070C	16366	Work Clamp Carrier Feed Lever Link Hinge Screw (block end)
350216C	16366	Work Clamp Carrier Feed Lever Link Hinge Screw (lever end)
351863	16366	Work Clamp Carrier Feed Lever Roller
351864	16366	" " " " " " 351863 with 256088 and 350072E
350072E	16366	Work Clamp Carrier Feed Lever Roller Cap Screw
256088	16366	Work Clamp Carrier Feed Lever Roller Stud
255076	16366	Work Clamp Carrier Feed Lever Roller Stud Washer
250248	16371	Work Clamp Carrier Side Throw Lever (lower section) with 201097C and 201530E
*256186	-----	Work Clamp Carrier Side Throw Lever (upper section)
256187	16371	Work Clamp Carrier Side Throw Lever (upper section) 256186 with 201374E, 256188, 351866 and two 1176D
*256188	-----	Work Clamp Carrier Side Throw Lever Ex- tension
1176D	16371	Work Clamp Carrier Side Throw Lever Extension Screw
250599	16371	Work Clamp Carrier Side Throw Lever Hinge Stud
250600	16371	Work Clamp Carrier Side Throw Lever Hinge Stud Collar with two 448C
448C	16371	Work Clamp Carrier Side Throw Lever Hinge Stud Collar Set Screw
435C	16371	Work Clamp Carrier Side Throw Lever Hinge Stud Set Screw

From the library: Daxton Needle Corp



No.	Plate	Name
250250	16371	Work Clamp Carrier Side Throw Lever Lock Pin with 201940 and 350072E
201940	16371	Work Clamp Carrier Side Throw Lever Lock Pin Roller
350072E	16371	Work Clamp Carrier Side Throw Lever Lock Pin Roller Cap Screw
201430C	16371	Work Clamp Carrier Side Throw Lever Lock Pin Screw Stud
250251	16371	Work Clamp Carrier Side Throw Lever Lock Pin Spring
191C	16371	Work Clamp Carrier Side Throw Lever Lock Pin Spring Screw (2)
351865	16371	Work Clamp Carrier Side Throw Lever Roller
351866	16371	Work Clamp Carrier Side Throw Lever Roller 351865 with 256090 and 201144E
201144E	16371	Work Clamp Carrier Side Throw Lever Roller Cap Screw
256090	16371	Work Clamp Carrier Side Throw Lever Roller Stud
201374E	16371	Work Clamp Carrier Side Throw Lever Roller Stud Cap Screw
232321	16371	Work Clamp Carrier Side Throw Lever Slide Block
250252	16378	Work Clamp Carrier Side Throw Lever Slide Block Guide
231C	16378	Work Clamp Carrier Side Throw Lever Slide Block Guide Screw (3)
201097C	16371	Work Clamp Carrier Side Throw Lever Slide Block Screw Stud
201530E	16371	Work Clamp Carrier Side Throw Lever Slide Block Screw Stud Nut
256023	16379	Work Clamp Carrier Slide (left) with 200119D
256024	16379	Work Clamp Carrier Slide (right) with 200119D
255509	16379	Work Clamp Carrier Slide Gib (left,back)
255510	16379	" " " " (left,front)
255511	16379	" " " " (right,back)
255512	16379	" " " " (right, front)
50168E	16379	Work Clamp Carrier Slide Gib Screw
256025	16379	" " " " Stay Plate
256026	16379	" " " " " " Washer
350369E	16379	Work Clamp Carrier Slide Stay Plate Lock Washer Screw
250597	16379	Work Clamp Carrier Slide Stay Plate Position Pin (2)
231C	16379	Work Clamp Carrier Slide Stay Plate Screw (5)

No.	Plate	Name
256750	16380	Work Clamp Check (left)
256751	16381	" " " (right)
253723	16380	" " " Hinge Pin
253724	16380	" " " Spring
662D	16380	" " " " Screw
251358	16357	" " Closing Lever
250266	16381	" " " " (hand) with 209F
2269	16381	" " " " " Position Pin
209F	16381	" " " " " Set Screw
252196	16357	" " " " " Adjusting Arm with 201531H, 201948 and 228026
1178D	16357	Work Clamp Closing Lever Adjusting Arm Screw
14017	16357	Work Clamp Closing Lever Adjusting Arm Screw Washer
255021	16353	Work Clamp Closing Lever Cam Groove Protector
210750	16353	Work Clamp Closing Lever Cam Groove Protector Position Pin
172D	16353	Work Clamp Closing Lever Cam Groove Protector Screw
255153	16353	Work Clamp Closing Lever Disengaging Block
183C	16353	Work Clamp Closing Lever Disengaging Block Screw
250406	16353	Work Clamp Closing Lever Disengaging Block Shim (.005 in.thick)
250407	16353	Work Clamp Closing Lever Disengaging Block Shim (.010 in.thick)
256197	16357	Work Clamp Closing Lever Engaging Stud
255141	16358	" " " " " " Latch
255161	16358	Work Clamp Closing Lever Engaging Stud Latch Spring
1241E	16358	Work Clamp Closing Lever Engaging Stud Latch Spring Screw Eye
256199	16348	Work Clamp Closing Lever Engaging Stud Lock Plate
200076D	16348	Work Clamp Closing Lever Engaging Stud Lock Plate Screw
7071	16348	Work Clamp Closing Lever Engaging Stud Lock Plate Screw Washer
256198	16357	Work Clamp Closing Lever Engaging Stud Sleeve
232105	16357	Work Clamp Closing Lever Engaging Stud Sleeve Pin
255143	16357	Work Clamp Closing Lever Engaging Stud Spring
256209	16357	Work Clamp Closing Lever Engaging Stud 256197 with 232105 and 256198

No.	Plate	Name
*255144	-----	Work Clamp Closing Lever Engaging Stud Wear Plate
210750	16353	Work Clamp Closing Lever Engaging Stud Wear Plate Position Pin
183C	16353	Work Clamp Closing Lever Engaging Stud Wear Plate Screw
350407C	16357	Work Clamp Closing Lever Hinge Screw
201729C	16357	" " " " " " Nut
201947	16357	" " " " Roller
201948	16357	" " " " " 201947 with 350156E
350156E	16357	Work Clamp Closing Lever Roller Screw Stud
201531H	16357	Work Clamp Closing Lever Roller Screw Stud Nut
228026	16357	Work Clamp Closing Lever Roller Screw Stud Washer
991C	16358	Work Clamp Closing Lever Stop Screw
250268	16380	" " Connection Lever (left) with 209F
250529	16381	Work Clamp Connection Lever (right) with 209F
2269	16380	Work Clamp Connection Lever Position Pin
209F	16380	" " " " Set Screw
251191	16361	" " Opening Bell Crank
659D	16361	" " " " Hinge Screw
232200	16361	" " " " Spring
1241E	16361	" " " " " Screw
		Eye
250548	16361	Work Clamp Opening Latch
90E	16361	" " " " Hinge Screw
251193	16361	" " " " Spring
207F	16361	" " " " Screw
7071	16361	" " " " Washer
200F	16361	" " " " Stop Screw
250551	16380	" " " Lever with 1253C
251519	16380	" " " Latch
251520	16361	" " " " Releasing Block with 200E
200E	16361	Work Clamp Opening Lever Latch Releasing Block Set Screw
10249	16380	Work Clamp Opening Lever Latch Spring
217E	16380	" " " " " Screw
7071	16380	" " " " " " "
		Washer
194C	16380	Work Clamp Opening Lever Latch Stop Screw

No.	Plate	Name
2269	16380	Work Clamp Opening Lever Position Pin
1253C	16380	" " " " Set Screw
250549	16362	" " " Operating Point
232105	16362	" " " " Pin
704E	16362	" " " " Screw (2)
255077	16361	" " " Rod
255078	16361	" " " Connection
807D	16361	" " " Hinge Screw
250274	16361	" " " Guide with 808D
808D	16361	" " " Pinch Screw
1662C	16361	" " " Nut
250275	16381	" " " Stop (adjustable)
207F	16381	" " " Screw
256030	16378	" " Spreader (front)
256031	16378	" " " " Adjusting Block (left)
256032	16378	Work Clamp Spreader (front) Adjusting Block (right)
256033	16378	Work Clamp Spreader (front) Adjusting Block Lever (left)
256034	16378	Work Clamp Spreader (front) Adjusting Block Lever (right)
201463D	16378	Work Clamp Spreader (front) Adjusting Block Lever Hinge Screw
251202	16378	Work Clamp Spreader (front) Adjusting Block Lever Spring
203E	16378	Work Clamp Spreader (front) Adjusting Block Screw (2)
7071	16378	Work Clamp Spreader (front) Adjusting Block Screw Washer (2)
256035	16378	Work Clamp Spreader (front) Connection
106C	16378	" " " " "
		Hinge Screw (front)
99C	16378	Work Clamp Spreader (front) Connection Hinge Screw (rear)
256036	16378	Work Clamp Spreader (front) Lever
940F	16378	" " " " Hinge Screw
256037	16378	Work Clamp Spreader (front) Strap
190D	16378	" " " " Screw (2)
250276	16378	Work Clamp Spreader (left)
350140D	16378	" " " " Screw
256027	16378	" " " (right)
201463D	16378	" " " " Screw
991E	16380	" " " Adjusting Screw
252202	16380	" " " " Bracket
207F	16380	" " " " "
		Screw
1550J	16380	Work Clamp Spreader Adjusting Screw Nut

From the library of: Diamond Needle Corp

No.	Plate	Name
256028	16378	Work Clamp Spreader Base Plate
256029	16378	" " " " " Retaining Block (2)
1454E	16378	Work Clamp Spreader Base Plate Retaining Block Screw (4)
50058D	16378	Work Clamp Spreader Base Plate Screw (2)
251208	16354	" " " " Cam
203E	16354	" " " " Screw
253505	16378	" " " " Connection
253506	16378	" " " " Bracket with 201981
1981	16378	Work Clamp Spreader Connection Bracket Roller
201981	16378	Work Clamp Spreader Connection Bracket Roller 1981 with 253524
253524	16378	Work Clamp Spreader Connection Bracket Roller Stud
208E	16378	Work Clamp Spreader Connection Bracket Screw (2)
201453C	16378	Work Clamp Spreader Connection Hinge Screw
250281	16378	Work Clamp Spreader Connection Link (left)
253507	16378	Work Clamp Spreader Connection Link (right)
201452E	16378	Work Clamp Spreader Connection Link Hinge Screw (2)
251209	16359	Work Clamp Spreader Lever with 1823
251210	16359	" " " " Adjusting Plate
1324E	16359	" " " " " " " Screw
228026	16359	Work Clamp Spreader Lever Adjusting Plate Screw Washer
1253C	16359	Work Clamp Spreader Lever Adjusting Plate Steady Screw
251211	16359	Work Clamp Spreader Lever Bracket
171E	16359	" " " " " Screw (2)
76D	16359	" " " " " Hinge Screw
1823	16359	" " " " " Roller and Stud
250409	16359	" " " " " Spring
1241E	16368	" " " " " Screw Eye
256038	16378	" " " " " Operating Fork Lever
256039	16378	" " " " " " " Block
208E	16378	Work Clamp Spreader Operating Fork Lever Block Screw (2)
212D	16378	Work Clamp Spreader Operating Fork Lever Cap Screw
350138E	16378	Work Clamp Spreader Operating Fork Lever Hinge Screw

No.	Plate	Name
255081	16378	Work Clamp Spreader Operating Fork Lever Stop Plate
203E	16378	Work Clamp Spreader Operating Fork Lever Stop Plate Screw
7071	16378	Work Clamp Spreader Operating Fork Lever Stop Plate Screw Washer
250287	16361	Work Clamp Spreader Releaser
203C	16361	" " " " " Screw
201314C	16378	" " " " " Screw Stud (2)
251618	16380	" " " " " Spring
255016	16380	" " " " " Wear Plate
200051E	16380	" " " " " " " Screw
229026	16380	" " " " " " " Washer
255164	16380	" " " " " Position Gauge (left)
251165	16381	" " " " " (right)
1423F	16380	" " " " " Screw
228026	16380	" " " " " Washer



## ACCESSORIES

No.	Plate	Name
225376	16385	Thread Unwinder complete, Nos. 200164B, 201696J, 202490, 225326, 225388, 225393, 250453, 250454, 250472, 259374, 259375, 350192J, three each 150203, 225375, 225390, 225391, 232996, 259373, 259378 and three wood screws 7/8 in., No. 12

## DRIVING EQUIPMENT

228628	16388	Belt (gilt edge), size 5/16 in. diam., length 83 in., with two 25029
228629	16391	Belt (gilt edge) size 3/8 in. diam., length 57 in., with 25030
228630	16395	Belt (gilt edge), size 3/8 in. diam., length 120 in., with two 25030
228631	16388	Belt (gilt edge), size 3/8 in. diam., length 133 in., with two 25030
228608	16389	Belt Guard for Bridgeport Old Style Power Table (trough) and Singer Universal Power Table (trough) with two wood screws 3/4 in. No. 10
228610	16390	Belt Guard, for Bridgeport Old Style Power Table (trough) with two wood screws 3/4 in. No. 10
25029	16388	Belt Hook
25030	16388	" "
228565	16387	" Shifter
228566	16387	" " Lever with 200526C
228567	16387	" " " Hinge Stud
200335C	16387	" " " " " Set Screw
228632	16387	" " Locking Spring
200526C	16387	" " Set Screw
228618	16386	Buttonhole Cutter Driving Pulley, 4-5/8 in. diam., with 200342C and 200347C
228619	16386	Buttonhole Cutter Driving Pulley Driving Pinion, 16 teeth, with 454C
2117E	16386	Buttonhole Cutter Driving Pulley Driving Pinion Pin
454C	16386	Buttonhole Cutter Driving Pulley Driving Pinion Set Screw
200342C	16386	Buttonhole Cutter Driving Pulley Position Screw
200347C	16386	Buttonhole Cutter Driving Pulley Set Screw
228579	16386	Buttonhole Cutter Driving Pulley Shaft
228580	16386	" " " " " Bushing with 224392

## ACCESSORIES

No.	Plate	Name
224392	16386	Buttonhole Cutter Driving Pulley Shaft Bushing Oil Packing (wick)
350028C	16386	Buttonhole Cutter Driving Pulley Shaft Bushing Set Screw
228620	16386	Buttonhole Cutter Driving Pulley Shaft Gear, 48 teeth, with 448C
2117E	16386	Buttonhole Cutter Driving Pulley Shaft Gear Pin
448C	16386	Buttonhole Cutter Driving Pulley Shaft Gear Set Screw
228593	16387	Counter Shaft (hollow) with 200370C and 228595
210833	16387	Counter Shaft Collar with two 200383C
200383C	16387	" " " Set Screw
228590	16387	" " Driving Pulley (loose), 5 in. diameter
228591	16387	Counter Shaft Driving Pulley (tight), 5 in. diam. with 200352C and 200363C
200352C	16387	Counter Shaft Driving Pulley Position Screw
200363C	16387	Counter Shaft Driving Pulley Set Screw
228601	16387	" " Hanger with 200335C and 202244
228588	16387	Counter Shaft Hanger Belt Guard (double)
200002E	16387	" " " " " Screw
202244	16387	" " " Oil Packing (wick)
51080E	16387	" " " Screw
51046E	16387	" " " " Washer
41125	16387	" " " " Cup
228602	16387	" " " Oil Cup
228594	16387	" " " " Packing (wick)
228595	16387	" " " " " Wire
		with 228594
200370C	16387	Counter Shaft Oil Stop Screw
228592	16387	" " Pulley, 5-7/8 in. diam., with 200352C and 200363C
200352C	16387	Counter Shaft Pulley Position Screw
200363C	16387	" " " Set Screw
228596	16387	Counter Shaft Hanger complete, for Old Style Power Table and Singer Universal Power Table, Nos. 51080E, 200002E, 210833, 228565 to 228567, 228588, 228590 to 228593, 228601, 228602, 228632, two 51046E and three 41125
228573	16386	Driving Attachment Belt Guard with 228607
228607	16386	Driving Attachment Belt Guard Drain Valve
50075J	16386	Driving Attachment Belt Guard Thumb Screw

From the library of the National Archives and Records Administration

## ACCESSORIES

No.	Plate	Name
228574	16386	Driving Attachment Bracket with 11119, 228575 and four 350028C
228575	16386	Driving Attachment Bracket Oil Cup
15783	16386	" " " " Tube
11119	16386	" " " " " 15783 with 52045
52045	16386	Driving Attachment Bracket Oil Tube Packing (cotton)
51046E	16386	Driving Attachment Bracket Screw
41125	16386	" " " " Washer
228624	16386	" Pulley, 6 in. diam., with 200374C and 200396C
200396C	16386	Driving Pulley Position Screw
200374C	16386	" " Set Screw
228625	16386	" " Shaft
228571	16386	" " Bushing with 202260
202260	16386	" " Oil Packing (wick)
350028C	16386	Driving Pulley Shaft Bushing Set Screw
228626	16386	" " Collar with two 200378C
200378C	16386	Driving Pulley Shaft Collar Set Screw
228621	16386	Machine Driving Pulley (loose) 3-1/8 in. diameter
228622	16386	Machine Driving Pulley Clutch
214179	16386	" " Roller
214181	16386	" " Spring
214180	16386	" " Plunger
200050C	16386	Machine Driving Pulley Clutch Screw
228623	16386	" " Collar with two 200364C
200364C	16386	" " Set Screw
228627	16386	Driving Attachment complete, Nos. 50075J, 228573, 228574, 228579, 228580, 228618 to 228626, two each 2117E, 228571, three each 41125, 51046E, 200050C and 214179 to 214181
228578	16386	Driving Attachment and Idler complete Nos. 228587 and 228627
234342	16388	Front Plank Extension (back) with two wood screws 1-1/2 in., No. 10 (for flat table)
234349	16395	Front Plank Extension (back) with four wood screws 1-1/2 in., No. 10, for Singer Universal Safety Power Table (flat)
234344	16388	Front Plank Extension (front) with two wood screws 2-1/4 in., No. 12 and three wood screws 1-3/4 in., No. 12

## ACCESSORIES

No.	Plate	Name
234350	16396	Front Plank Extension (back) with six wood screws 1-1/2 in., No. 10, for Singer Universal Safety Power Table (trough), for 228646
228581	16386	Idler Pulley
228643	16386	" " Belt Guard with 200526C
200526C	16386	" " Set Screw
228644	16386	" " Bracket with 200526C
200019C	16386	" " Screw
228584	16386	" " Shaft
228602	16386	" " Oil Cup
228585	16386	" " Wick
228586	16386	" " Wire with 228585
200526C	16386	" " Set Screw
228587	16386	Idler complete, Nos. 228584, 228602, 228644 two each 228581, 228643 and three 200019E
27068	16388	Shaft Pulley (sectional, grooved), 8 in. diam., 1-3/16 in. bore, with two 597C
597C	16388	Shaft Pulley Clamping Screw
150027	16394	Starting Device Bracket with two wood screws 1-1/4 in., No. 14
150028	16394	Starting Device Handle
27638	16394	" " Spring
23250	16394	" " Washer
126888	16394	" " Collar with 217F
217F	16394	Starting Device Handle Spring Collar Set Screw
126955	16394	Starting Device Rod
126888	16394	" " Collar with 217F
217F	16394	" " Set Screw
126890	16394	Starting Device complete, Nos. 27638, 126955, 150027, 150028, two 23250 and three 126888
150183	16394	Table Belt Guide Bracket with 795C
50285R	16394	" " Bolt
126941	16394	" " Clamping Plate
126846	16394	Table Belt Guide Bracket Bolt Nut Lock Washer
12620	16394	Table Belt Guide Bracket Bolt Washer
126750	16394	" " Pulley with 126752
126862	16394	" " Shaft
126752	16394	" " Bushing
126869	16394	" " Collar with 1448C
1448C	16394	Table Belt Guide Pulley Shaft Collar Set Screw
795C	16394	Table Belt Guide Pulley Shaft Set Screw



## ACCESSORIES

No.	Plate	Name
150184	16394	Table Belt Guide Pulley Shaft Support Bracket with two wood screws 1 in., No.12,F.H.
126870	16394	Table Belt Guide complete,Nos.12620, 50285R,126841,126846,126868,150183, 150184 two each 126750 and 126869
126715	16395	Transmitter Pulley (sectional, grooved) sheet metal,5-1/4 in.diameter
228599	16388	Driving Equipment complete,for Old Style or Singer Universal Power Table (flat),Nos.27068,228578,228596,228628 228631,234342,234344 and blue print template
228605	16391	Driving Equipment complete,for Individual Motor Table,Nos.228627 to 228629
228609	16389	Driving Equipment complete,for Bridgeport Old Style Power Table (trough) or Singer Universal Power Table (trough),Nos.27068 ,228578, 228596, 228608,228628,228631,234344 and blue plate template
228611	16390	Driving Equipment complete,for E!port Old Sytle Power Table (trough),Nos. 27068,228578,228596,228610,228628, 228631,234344 and blue print template
228612	16392	Driving Equipment complete,for Power Table (flat) with Electric Transmitter Motor,Nos.228627 to 228629,234342 234344 and blue print template
228613	16393	Driving Equipment complete,for E!port Power Table (trough) with Electric Transmitter Motor Nos.228610,228627 to 228629,234344 and blue print template
228645	16395	Driving Equipment complete,for Singer Universal Safety Power Table (flat) Nos.126715, 126870,126890,228627, 228628,228630,234349 and blue print template
228646	16396	Driving Equipment complete,for Singer Universal Safety Power Table (trough) Nos.126715,126870,126890,228627, 228628,228630,234350 and blue print template

BUTTONHOLE  
CUTTING BLOCKS

No.	Plate	Name
255334	16352	Buttonhole Cutting Block (steel),5/8 in. (eye)
255335	16352	Buttonhole Cutting Block (steel),3/4 in. (eye)
255336	16352	Buttonhole Cutting Block (steel),7/8 in. (eye)
255337	16352	Buttonhole Cutting Block (steel),1 in. (eye)
255338	16352	Buttonhole Cutting Block (steel),1-1/8 in.(eye)
255339	16352	Buttonhole Cutting Block (steel),5/8 in. (straight)
255340	16352	Buttonhole Cutting Block (steel),3/4 in. (straight)
255341	16352	Buttonhole Cutting Block (steel),7/8 in. (straight)
255342	16352	Buttonhole Cutting Block (steel),1 in. (straight)
255343	16352	Buttonhole Cutting Block (steel),1-1/8 in.(straight)
256528	16352	Buttonhole Cutting Block (steel),7/8 in. (straight) for use with pattern wheel 256530

BUTTONHOLE  
CUTTING KNIVES

256726	16352	Buttonhole Cutting Knife (.126 x.200 eye)
256727	16352	Buttonhole Cutting Knife (.135 x .228 eye)
256729	16352	Buttonhole Cutting Knife (straight)



## PATTERN WHEELS

For making Eyelet End buttonholes, with large or small medium eye (adjustable)

No.	Plate	Name
256753	16397	Pattern Wheel, 5/8 to 7/8 in. complete, Nos. 254089, 256752, two each 203E, 250372 and three 391D
256755	16397	Pattern Wheel, 7/8 to 1-1/8 in. complete, Nos. 251428, 256754, two each 203E, 250372 and three 391D

For making Eyelet End buttonholes, with large eye or Straight buttonholes (adjustable)

No.	Plate	Name
256507	16398	Pattern Wheel, 5/8 to 7/8 in. complete, Nos. 254089, 256506, three each 203E, 391D and 250372
256509	16398	Pattern Wheel, 7/8 to 1-1/8 in. complete, Nos. 251428, 256508, three each 203E, 391D and 250372

For making Straight buttonholes, with or without rapid feed at eye end or Eyelet End buttonholes with large eye

No.	Plate	Name
256530	16376	Pattern Wheel, 1 in. (large eye) and 7/8 in. straight buttonhole, complete, Nos. 741C, 251544, 251570 to 251572, 256529, 256532, 256533, 350201E, two 391D, three each 203E and 250372

For making Eyelet End buttonholes, with small medium eye and Taper Bar

No.	Plate	Name
256757	16399	Pattern Wheel, 5/8 in. complete, bar adjustable from 1/8 to 3/8 in. Nos. 252661, 256756, two each 203E, 250372 and three 391D
256759	16399	Pattern Wheel, 3/4 in. complete, bar adjustable from 1/8 to 3/8 in. Nos. 251428, 256758, two each 203E, 250372 and three 391D
256761	16399	Pattern Wheel, 7/8 in. complete, bar adjustable from 1/8 to 1/4 in. Nos. 251428, 256760, two each 203E, 250372 and three 391D
256763	16399	Pattern Wheel, 1 in. complete, 1/8 in. adjustable bar, Nos. 251428, 256762, two each 203E, 250372 and three 391D

For making Eyelet End buttonholes, with large eye and Taper Bar

No.	Plate	Name
256739	16400	Pattern Wheel, 5/8 in. complete, bar adjustable from 1/8 to 3/8 in. Nos. 252661, 253444, 256738, two 175E and three each 203E, 391D and 250372
256741	16400	Pattern Wheel, 3/4 in. complete, bar adjustable from 1/8 to 3/8 in. Nos. 251428, 253444, 256740, two 175E and three each 203E, 391D and 250372
256743	16400	Pattern Wheel, 7/8 in. complete, bar adjustable from 1/8 to 1/4 in. Nos. 251428, 253444, 256742, two 175E and three each 203E, 391D and 250372
256745	16400	Pattern Wheel, 1 in. complete, bar 1/8 in. adjustable, Nos. 251428, 253444, 256744, two 175E and three each 203E, 391D and 250372
256506	16398	Pattern Wheel (adjustable), for buttonholes from 5/8 to 7/8 in. (large eye and straight), for 256507
256752	16397	Pattern Wheel (adjustable), for buttonholes from 5/8 to 7/8 in. (large and small medium eye) with 256205 and two 205D, for 256753
256754	16397	Pattern Wheel (adjustable), for buttonholes from 7/8 to 1-1/8 in. (large and small medium eye) with 256205 and two 205D, for 256755
256508	16398	Pattern Wheel (adjustable), for buttonholes from 7/8 to 1-1/8 in. (large eye and straight), for 256509
256529	16376	Pattern Wheel, for 1 in. eye (large eye) and 7/8 in. straight buttonholes with two 251008, for 256530
256738	16400	Pattern Wheel, for 5/8 in. Taper Bar (large eye) Buttonhole, bar adjustable from 1/8 to 3/8 in., for 256739
256740	16400	Pattern Wheel, for 3/4 in. Taper Bar (large eye) Buttonhole, bar adjustable from 1/8 to 3/8 in., for 256741
256742	16400	Pattern Wheel, for 7/8 in. Taper Bar (large eye) Buttonhole, bar adjustable from 1/8 to 1/4 in., for 256743
256744	16400	Pattern Wheel, for 1 in. Taper Bar (large eye) Buttonhole, 1/8 in. adjustable bar, for 256745

## PATTERN WHEELS

No.	Plate	Name
256756	16399	Pattern Wheel, for 5/8 in. Taper Bar (small medium eye) Buttonhole, bar adjustable from 1/8 to 3/8 in., with 256205 and two 205D, for 256759
256758	16399	Pattern Wheel, for 3/4 in. Taper Bar (small medium eye) Buttonhole, bar adjustable from 1/8 to 3/8 in., with 256205 and two 205D, for 256759
256760	16399	Pattern Wheel, for 7/8 in. Taper Bar (small medium eye) Buttonhole, bar adjustable from 1/8 to 1/4 in., with 256205 and two 205D, for 256761
256762	16399	Pattern Wheel, for 1 in. Taper Bar (small medium eye) Buttonhole, 1/8 in. adjustable bar, with 256205 and two 205D, for 256763
253444	16400	Pattern Wheel Cam Block, for 256739, 256741, 256743 and 256745
175E	16400	Pattern Wheel Cam Block Screw, for 256739, 256741, 256743 and 256745
256205	16397	Pattern Wheel Position Plate, for 256752, 256754, 256756, 256758, 256760 and 256762
205D	16397	Pattern Wheel Position Plate Screw, for 256752, 256754, 256756, 256758, 256760 and 256762
250372	16376	Pattern Wheel Rapid Feed Trip Point, for 256507, 256509, 256530, 256739, 256741, 256743, 256745, 256757, 256755, 256757, 256759, 256761 and 256763
203E	16376	Pattern Wheel Rapid Feed Trip Point Screw, for 256507, 256509, 256530, 256739, 256741, 256743, 256745, 256753, 256755, 256757, 256759, 256761 and 256763
251496	16397	Pattern Wheel Ring (adjustable), for 251428
251428	16397	Pattern Wheel Ring 251496 with 252662, 252663, two each 211E and 250444, for 256509, 256741, 256743, 256745, 256755, 256759, 256761 and 256763
252260	16397	Pattern Wheel Ring (adjustable), for 254089
254089	16397	Pattern Wheel Ring 252260 with 252662, 252663, two each 211E and 250444, for 256507 and 256753
252659	16399	Pattern Wheel Ring, for 252661
252661	16399	" " " 252659 with 252662, 252663, two each 211E and 250444, for 256739 and 256757
256531	16376	Pattern Wheel Ring, for 256532

No.	Plate	Name
256532	16376	Pattern Wheel Ring 256531 with 251539 to 251542, four each 211E and 250444, for 256530
251539	16376	Pattern Wheel Ring Adjusting Segment (curved rise), for 256532
252662	16397	Pattern Wheel Ring Adjusting Segment (curved rise), for 251428, 252661 and 254089
251540	16376	Pattern Wheel Ring Adjusting Segment (curved rise) for straight buttonholes, for 256532
251541	16376	Pattern Wheel Ring Adjusting Segment (straight drop), for 256532
252663	16397	Pattern Wheel Ring Adjusting Segment (straight drop), for 251428, 252661 and 254089
251542	16376	Pattern Wheel Ring Adjusting Segment (straight drop) for straight buttonholes, for 256532
211E	16376	Pattern Wheel Ring Adjusting Segment Screw, for 251428, 252661, 254089 and 256532
250444	16376	Pattern Wheel Ring Adjusting Segment Screw Washer, for 251428, 252661, 254089 and 256532
256533	16376	Pattern Wheel Ring Disengaging Segment, for 256530
251544	16376	Pattern Wheel Ring Disengaging Segment Guide Bushing, for 256530
350201E	16376	Pattern Wheel Ring Disengaging Segment Guide Bushing Screw, for 256530
251600	16376	Pattern Wheel Ring Disengaging Segment Guide Pin, for 256529
251570	16376	Pattern Wheel Ring Disengaging Segment Lock, for 251530
741C	16376	Pattern Wheel Ring Disengaging Segment Lock Hinge Screw, for 256530
251571	16376	Pattern Wheel Ring Disengaging Segment Lock Spring, for 256530
251572	16376	Pattern Wheel Ring Disengaging Segment Operating Plunger, for 256530
391D	16376	Pattern Wheel Ring Disengaging Screw, for 256507, 256509, 256533, 256739, 256741, 256743, 256745, 256753, 256755, 256747, 256759 and 256761

Frimling Library: Don't feed the library!

## SHAFT PULLEYS

No.	Plate	Name
27271	16388	Shaft Pulley (sectional, grooved), 4 in. diam., 1-3/16 in. bore, with two 597C
232920	16388	Shaft Pulley (sectional, grooved), 4-1/2 in. diam., 1-3/16 in. bore with two 597C
27065	16388	Shaft Pulley (sectional, grooved), 5 in. diam., 1-3/16 in. bore, with two 597C
232879	16388	Shaft Pulley (sectional, grooved), 5-1/2 in. diam., 1-3/16 in. bore with two 597C
27066	16388	Shaft Pulley (sectional, grooved), 6 in. diam., 1-3/16 in. bore with two 597C
232880	16388	Shaft Pulley (sectional, grooved), 6-1/2 in. diam., 1-3/16 in. bore, with two 597C
27067	16388	Shaft Pulley (sectional, grooved), 7 in. diam., 1-3/16 in. bore, with two 597C
232881	16388	Shaft Pulley (sectional, grooved), 7-1/2 in. diam., 1-3/16 in. bore, with two 597C
27068	16388	Shaft Pulley (sectional, grooved) 8 in. diam., 1-3/16 in. bore, with two 597C
232882	16388	Shaft Pulley (sectional, grooved), 8-1/2 in. diam., 1-3/16 in. bore, with two 597C
27069	16388	Shaft Pulley (sectional, grooved), 9 in. diam., 1-3/16 in. bore, with two 597C
232883	16388	Shaft Pulley (sectional, grooved), 9-1/2 in. diam., 1-3/16 in. bore, with two 597C
27070	16388	Shaft Pulley (sectional, grooved), 10 in. diam., 1-3/16 in. bore, with two 597C
27072	16388	Shaft Pulley (sectional, grooved), 12 in. diam., 1-3/16 in. bore, with two 597C
27074	16388	Shaft Pulley (sectional, grooved), 14 in. diam., 1-3/16 in. bore, with two 597C
27075	16388	Shaft Pulley (sectional, grooved), 15 in. diam., 1-3/16 in. bore, with two 597C

## SINGER KNIFE TRUEING FIXTURE

232870	16401	Base with 448C
232871	16401	" 232870 with 59D, 232872 and 232876
232872	16401	Knife Clamping Lever
59D	16401	" " " Hinge Screw
232873	16401	Oil Stone
232874	16401	" " Bracket with three 448C
232875	16401	" " 232874 with 232873 and 232877
232876	16401	Oil Stone Bracket Shaft

No.	Plate	Name
448C	16401	Oil Stone Bracket Shaft Set Screw
448C	16401	" " Set Screw
232877	16401	" " " Friction Gib
232878	16401	Singer Knife Trueing Fixture complete, Nos. 232871 and 232875

## THREAD LUBRICATING CUP

250518	16384	Thread Lubricating Cup with 171E, 250519 and 250520
250519	16384	Thread Lubricating Cup Oil Pad (felt)
171E	16384	" " " Pinch Screw
250520	16384	" " " Thread Guide

From the library of: Diamond Needle Corp.

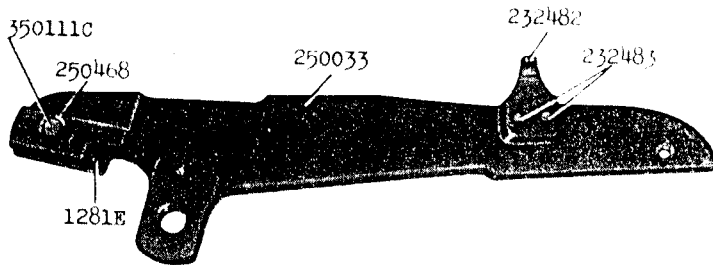
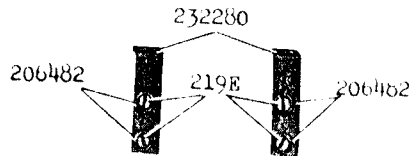
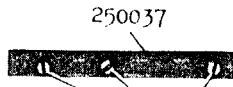
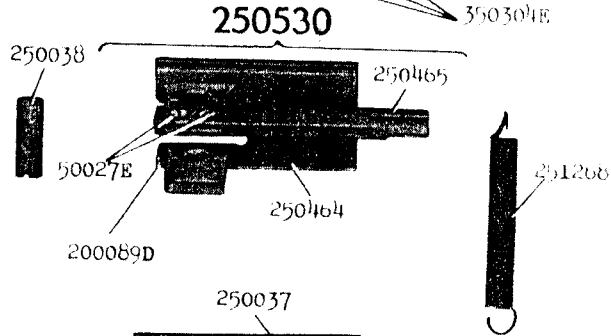
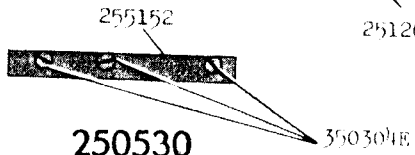
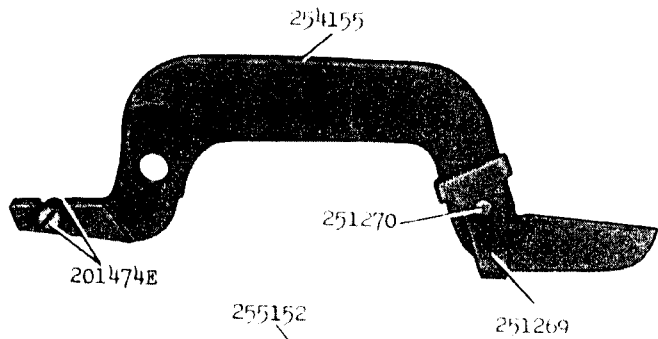
Genuine Singer Needles should be used in Singer Machines. These Needles and their Containers are marked with the Company's Trade Mark "SIMANCO." 1

Needles in Containers marked "For Singer Machines" are not Singer made needles. 2





16351 - 1/3


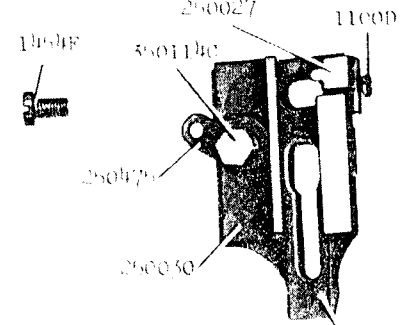


16352 - 2/3

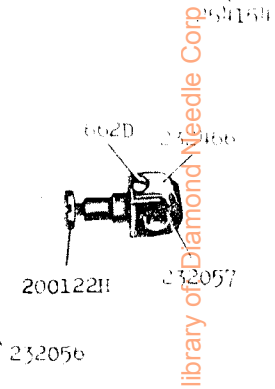
250726 (.126 x .200)  
250727 (.135 x .228)



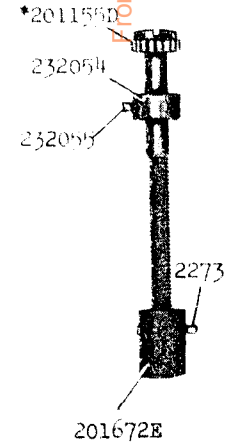
255334-5/8  
255335-3/4  
255336-7/8  
255337-1  
255338-1-1/8



255339-5/8  
255340-5/4  
255341-7/8  
250526-7/8  
255342-1  
255343-1-1/8



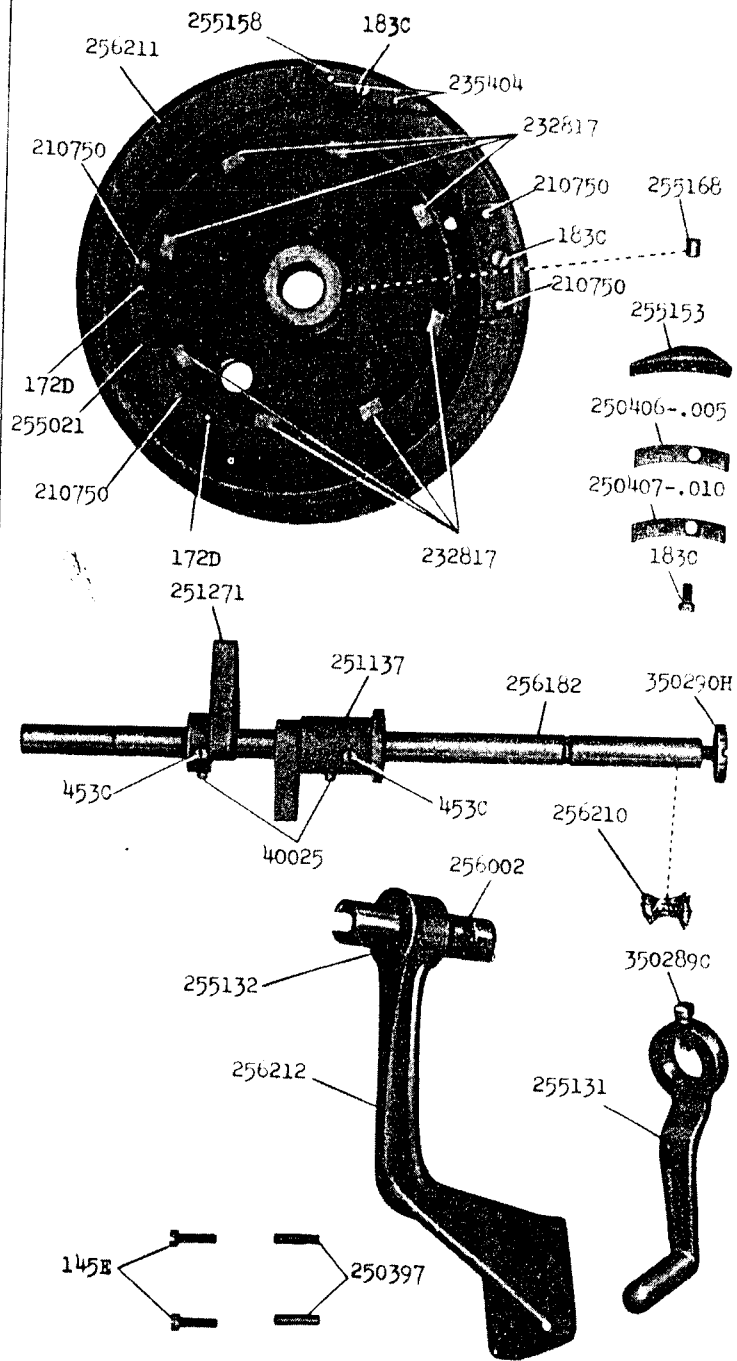
250538



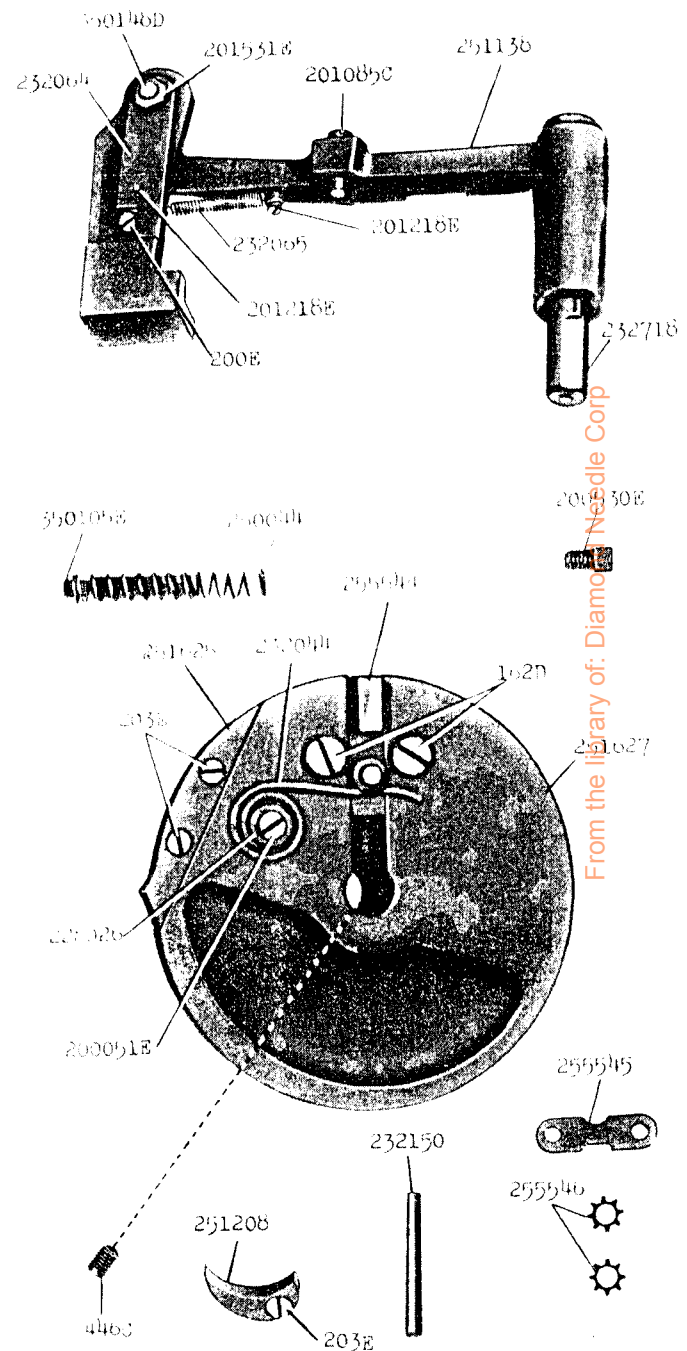
Library of Diamond Needle Corp



16353 - 1/3



16354 - 1/2

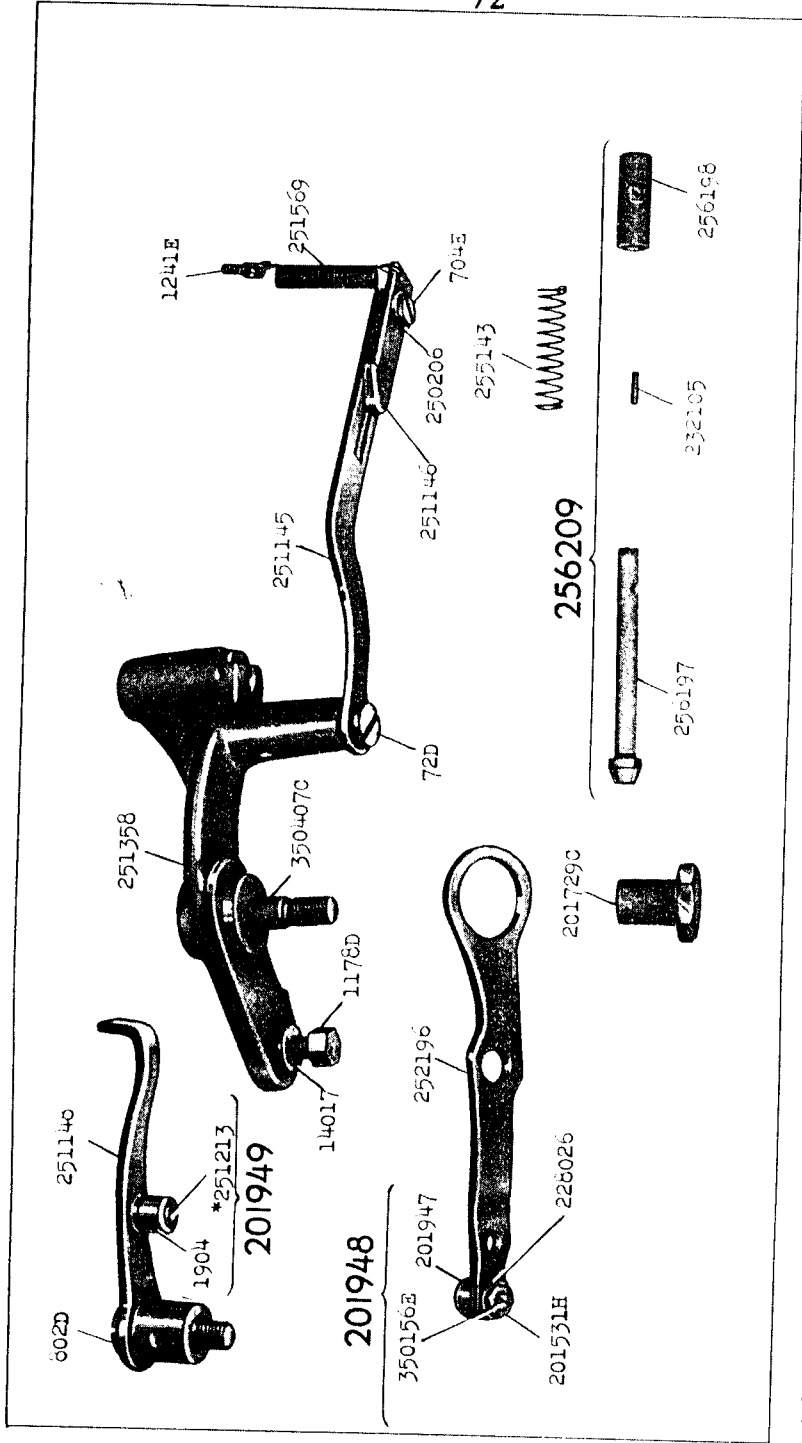


From the library of: Diamond Needle Corp

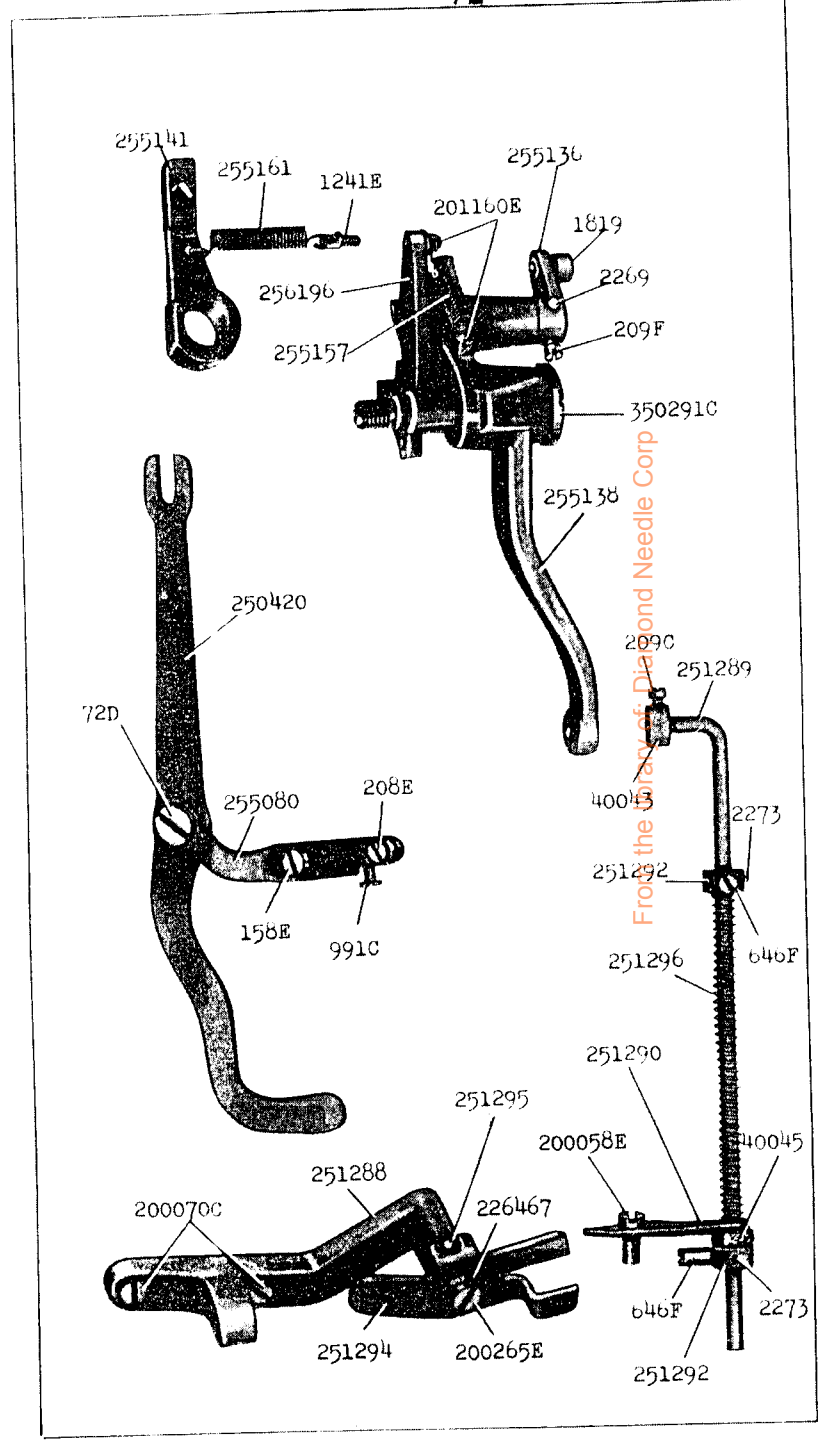




16357 - 1/2



16358 - 1/2

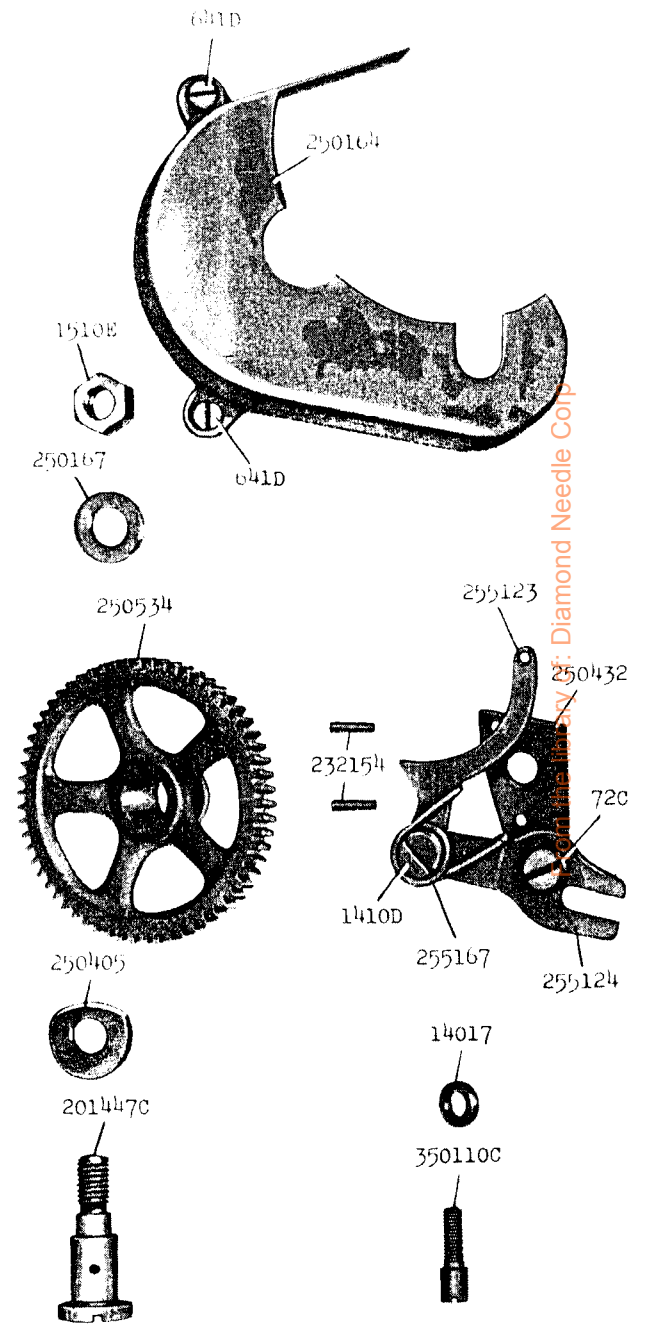
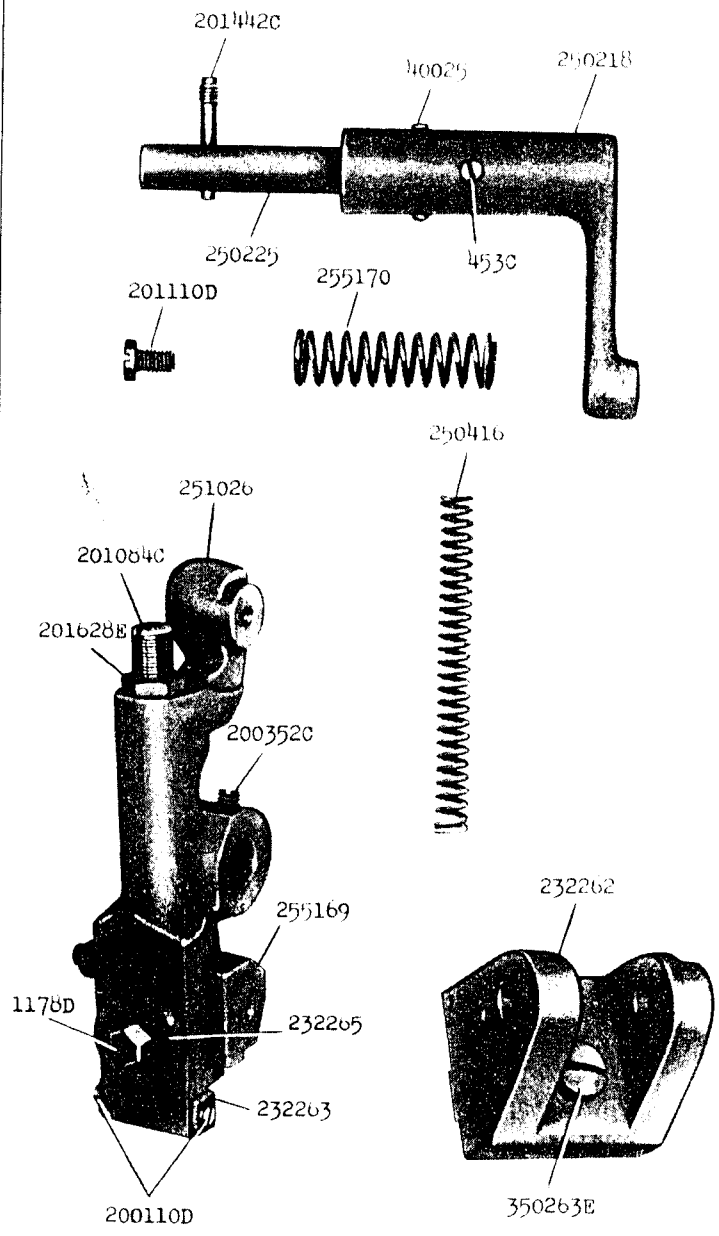






16363 - 1/2

16364 - 1/2



From the library of: Diamond Needle Corp.

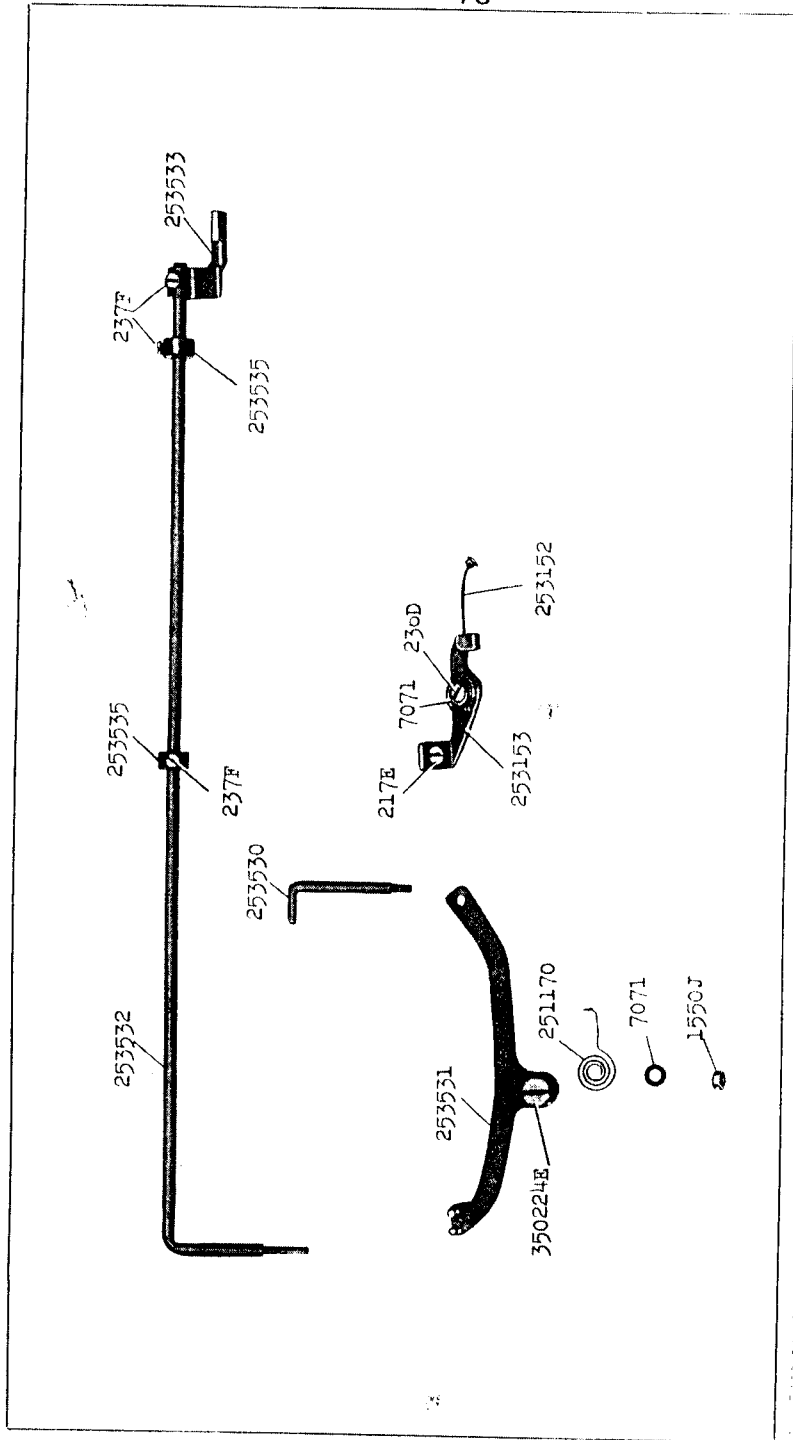




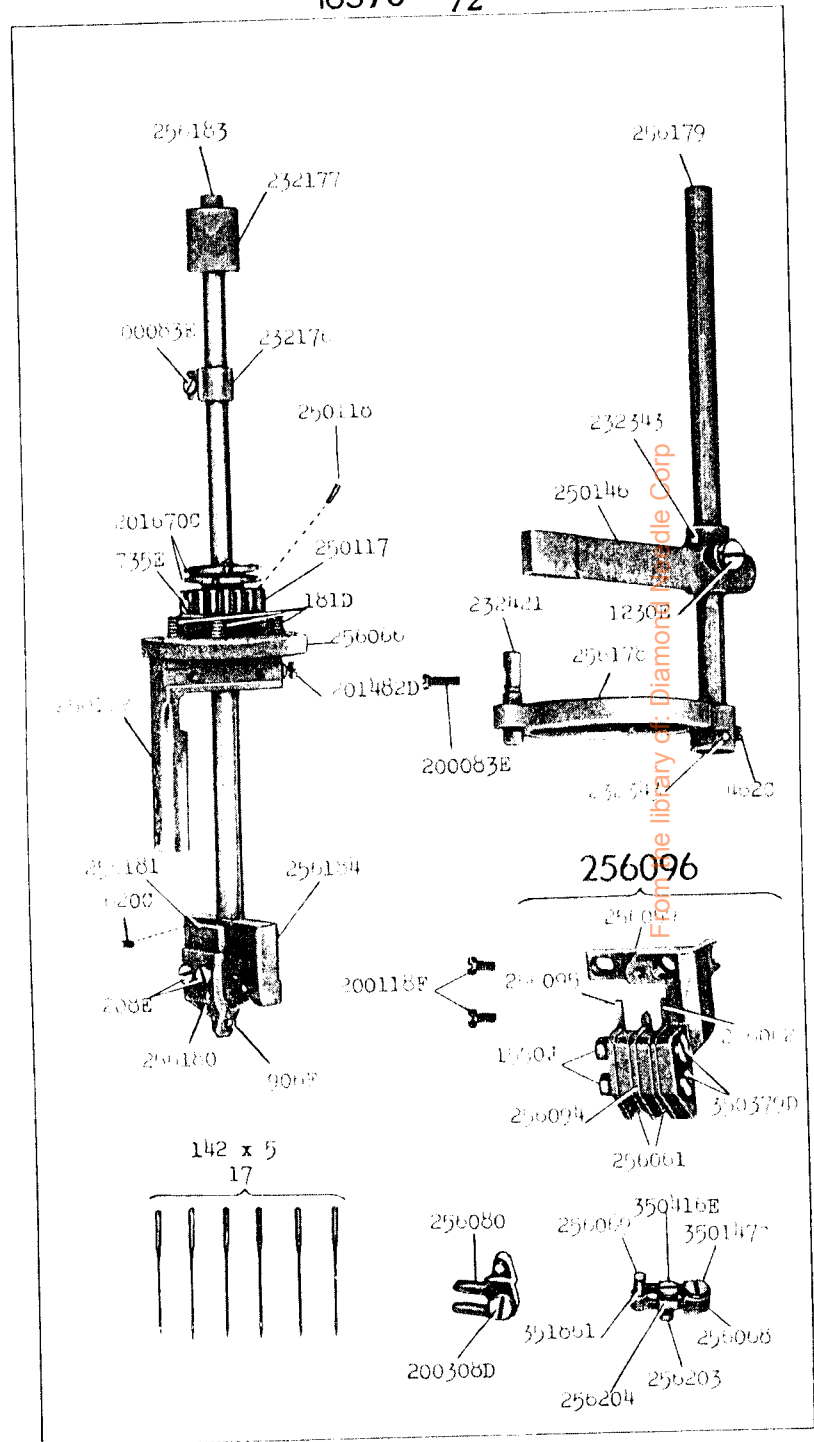




16369 - 3/8



16370 - 1/2



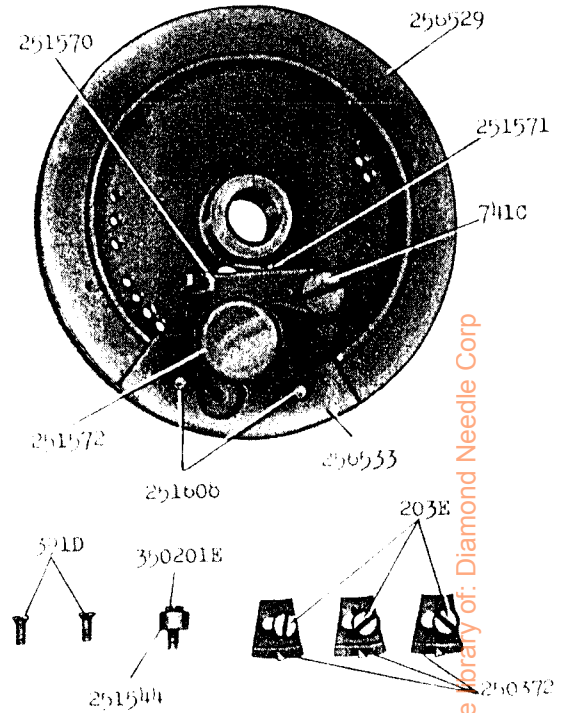




16375 - 3/8

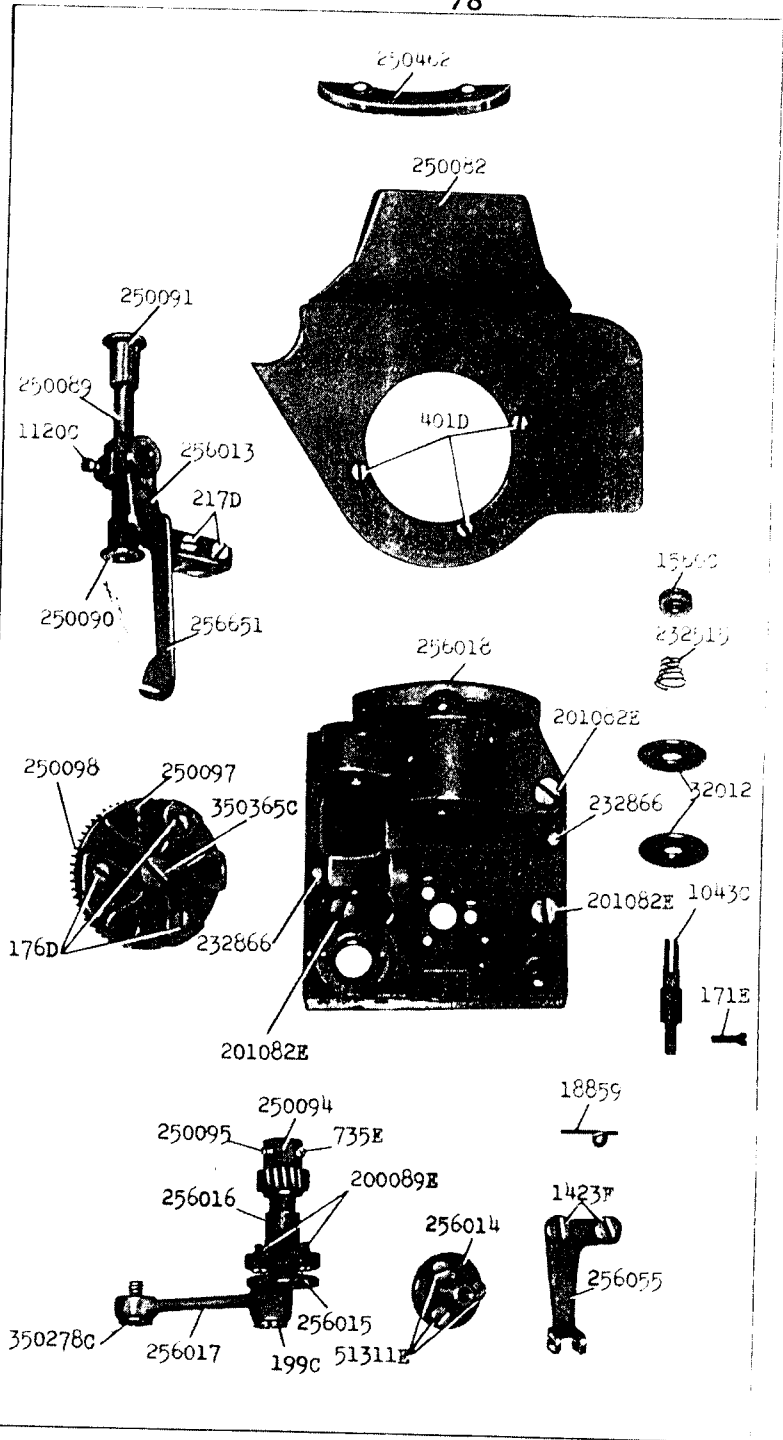
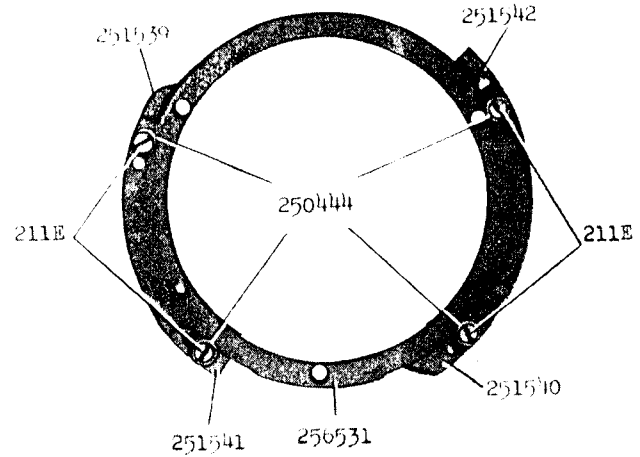
16376 - 1/2

256530



From the library of: Diamond Needle Corp

256532



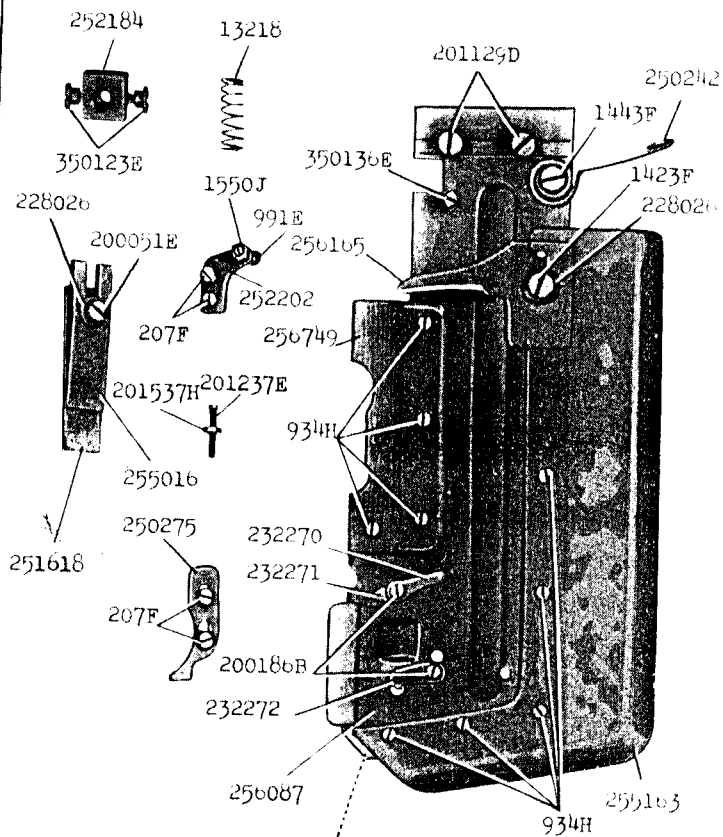




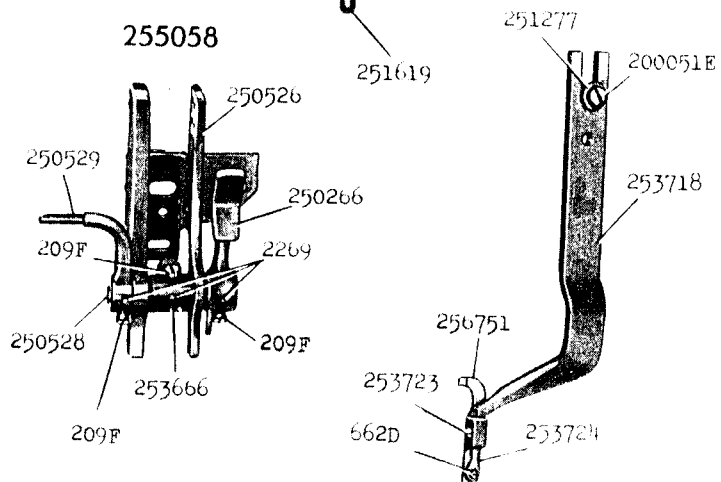


16381 - 3/8

256747

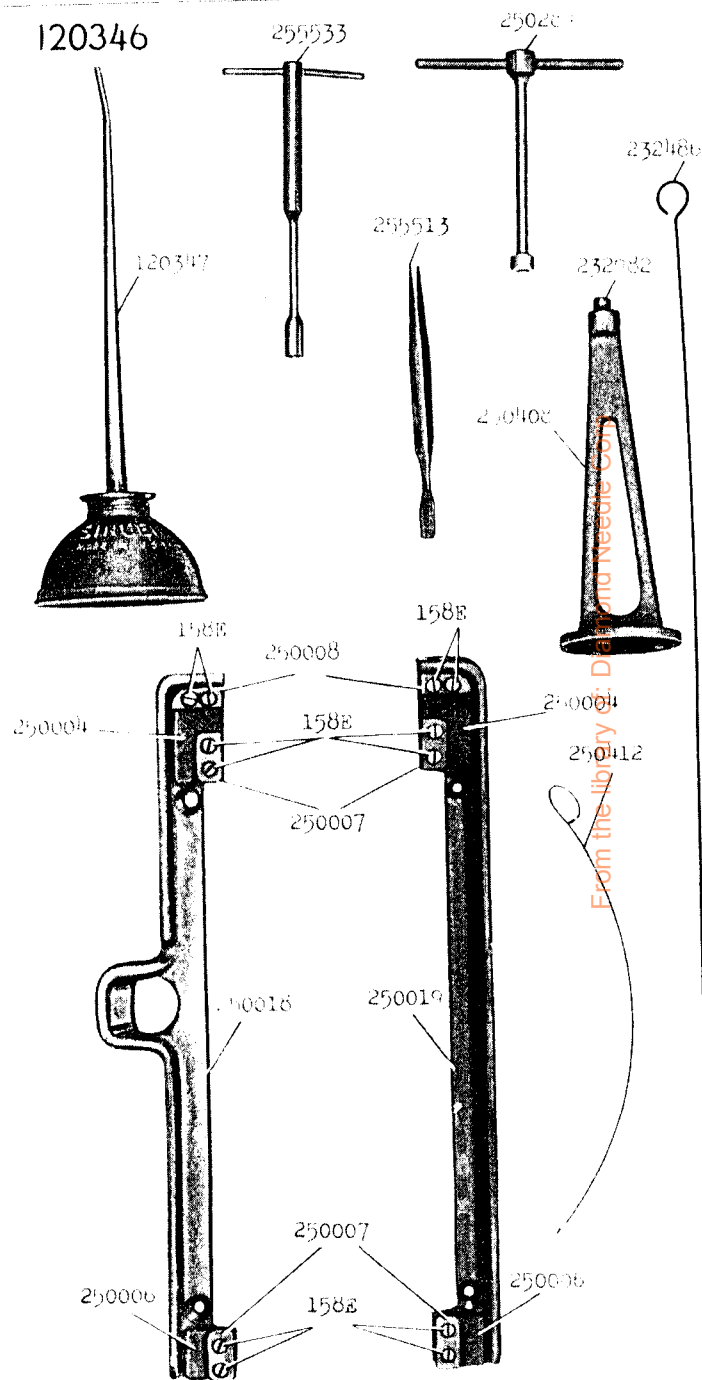


255058




16382 - 1/4

120346

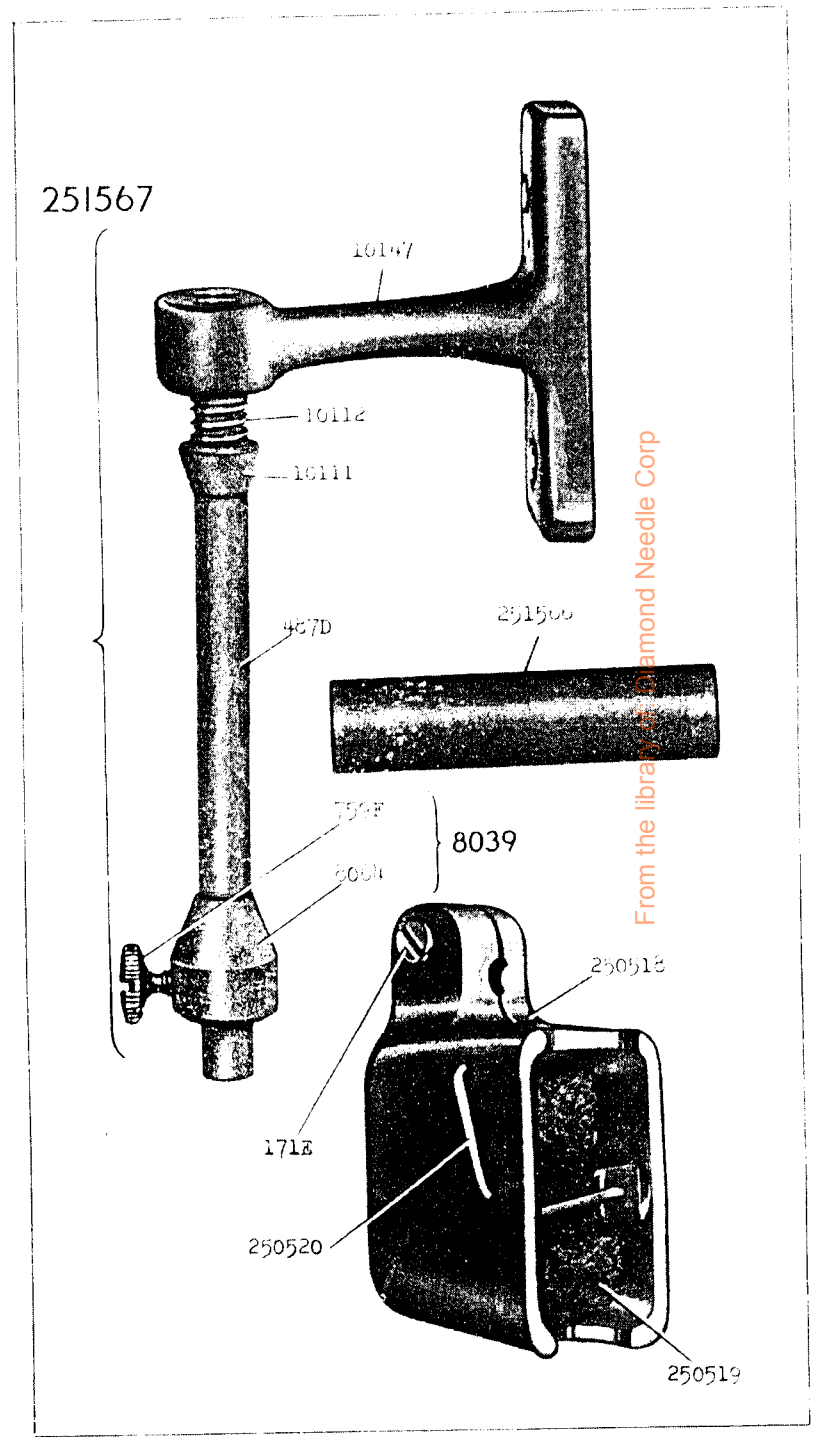


From the Library of Dr. J. H. and Neelie G. ...

16383 - 1/4

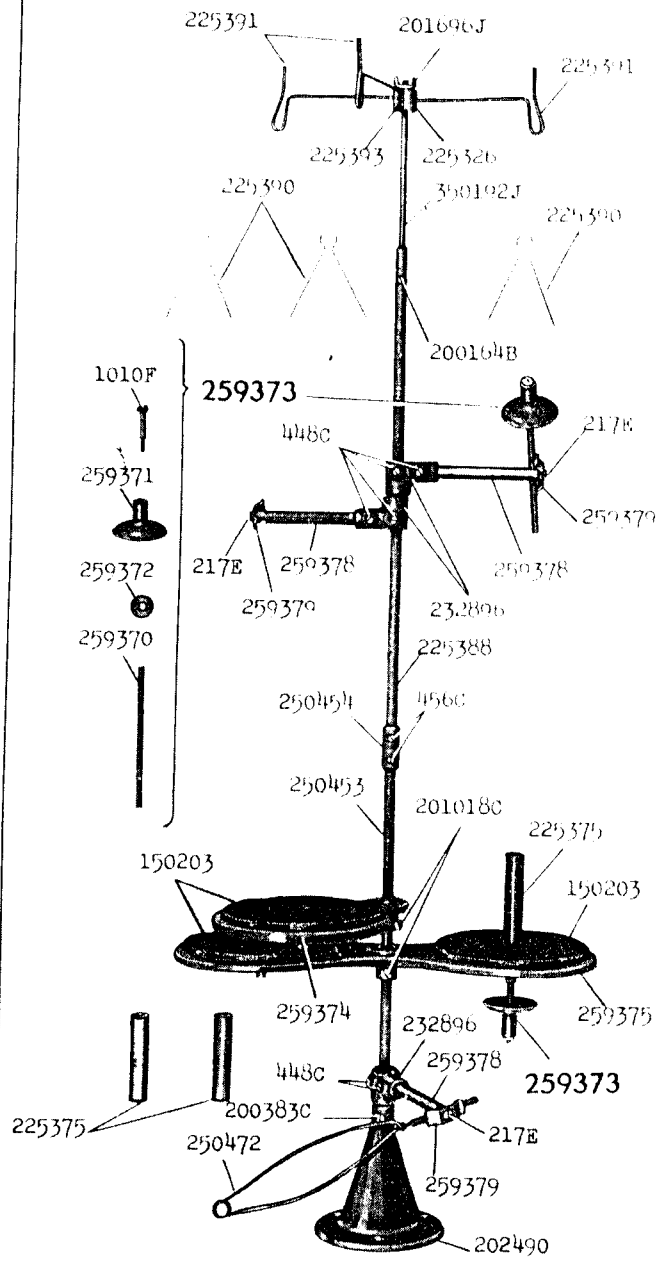


16384



16385 - 1/6

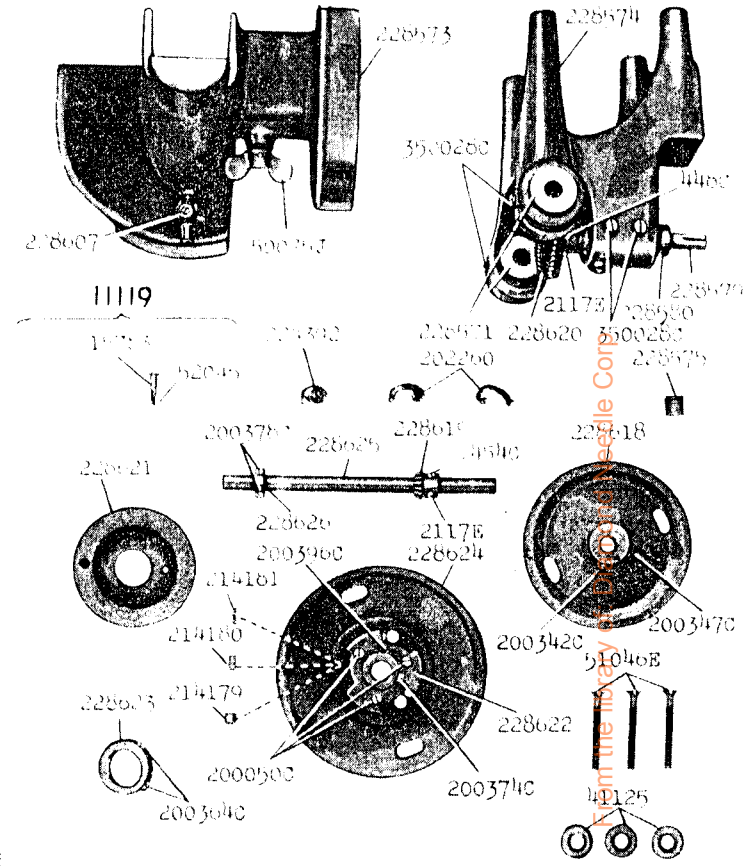
225376



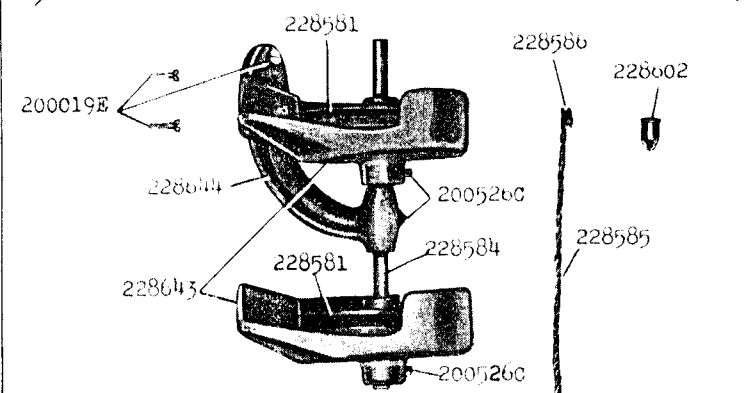
16386 - 1/6

228578

228627

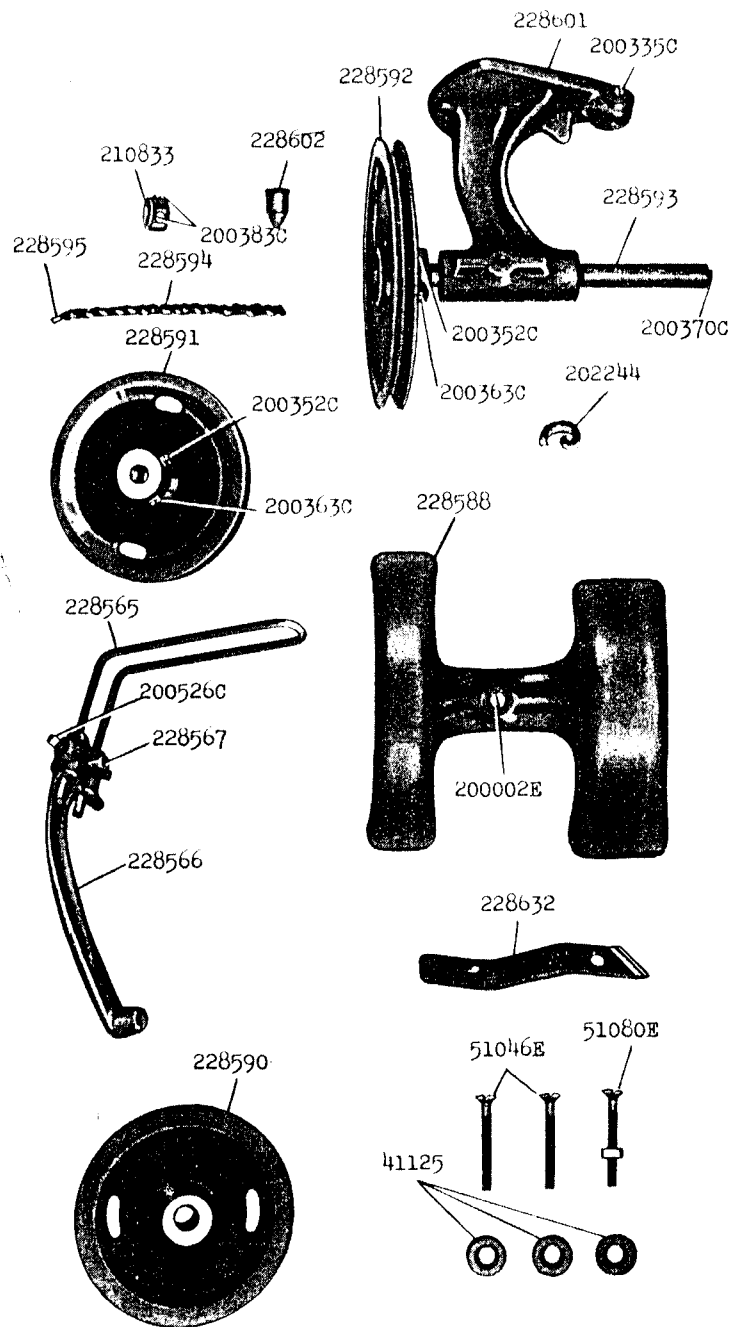


228587



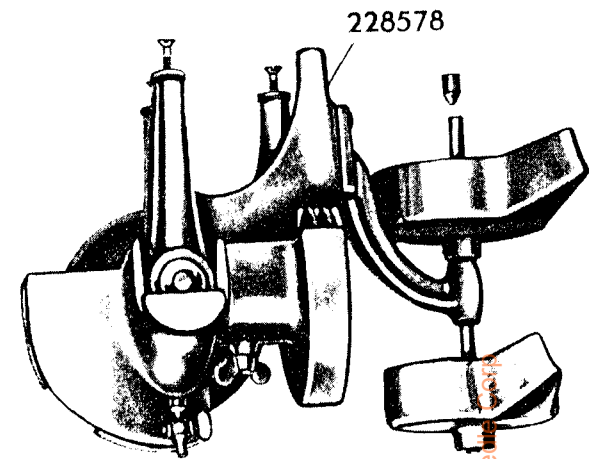
16387 - 1/5

228596

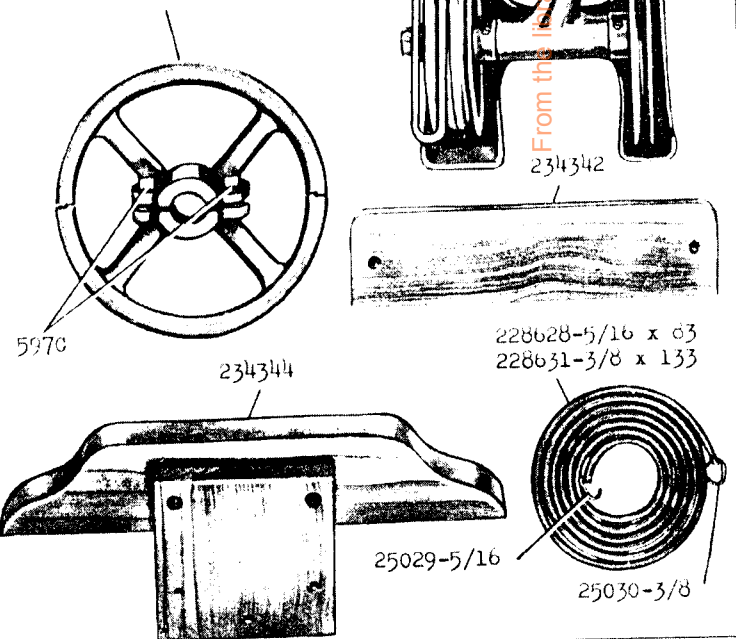


16388 - 1/6

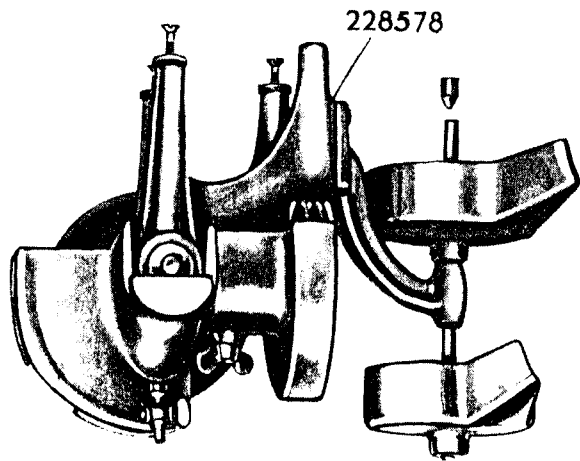
228599



- 27271-4
- 232920-4-1/2
- 27065-5
- 232879-5-1/2
- 27066-6
- 232880-6-1/2
- 27067-7
- 232881-7-1/2
- 27068-8
- 232882-8-1/2
- 27069-9
- 232883-9-1/2
- 27070-10
- 27072-12
- 27074-14
- 27075-15

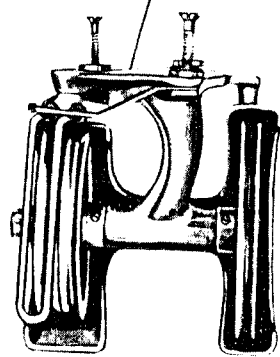


16389 - 1/6  
228609



228578

228596




228608




228628-5/16 x 83  
228631-3/8 x 133

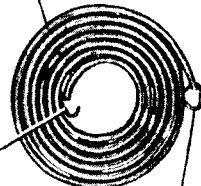
- 27271-4
- 232920-4-1/2
- 27065-5
- 232879-5-1/2
- 27066-6
- 232880-6-1/2
- 27067-7
- 232881-7-1/2
- 27068-8
- 232882-8-1/2
- 27069-9
- 232883-9-1/2
- 27070-10
- 27072-12
- 27074-14
- 27075-15



234344

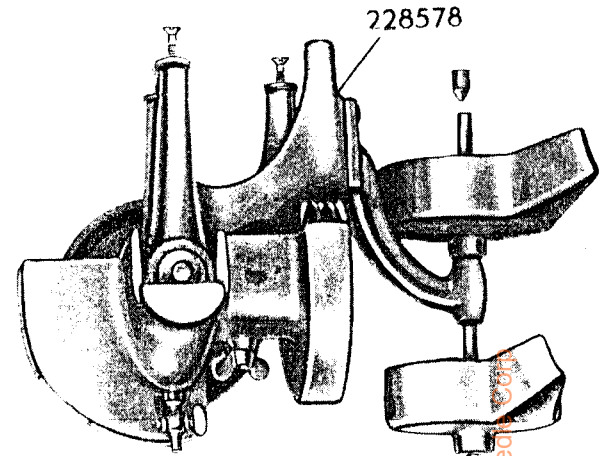


25029-5/16



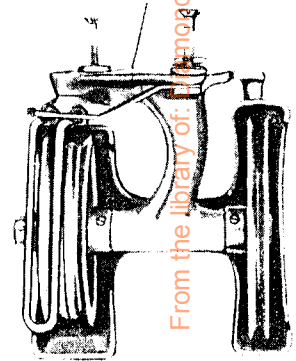
25030-3/8

16390 - 1/6  
228611

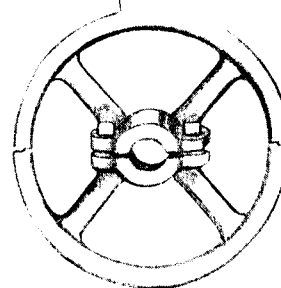


228578


228596



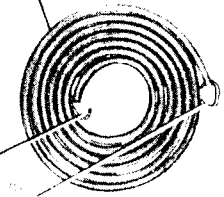
From the library of the National Needle Center



234344



25029-5/16

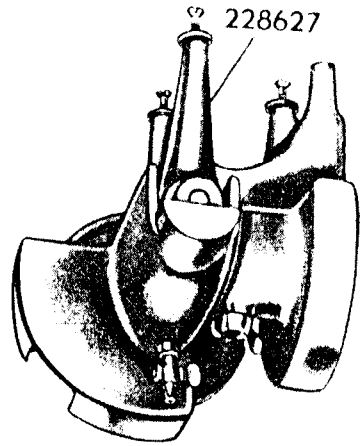


25030-3/8

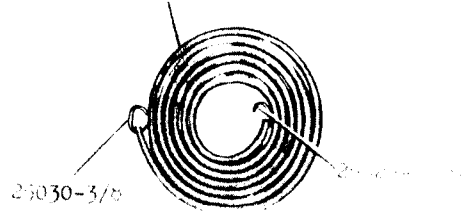


16391 - 1/6

228605

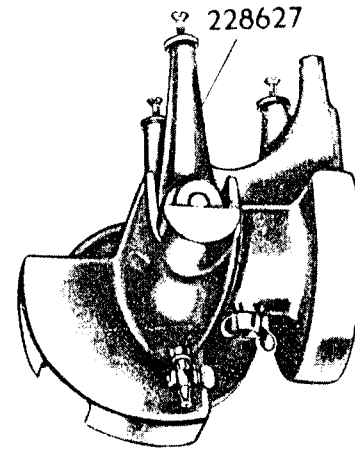


228628-3/8 x 1/2  
 228629-3/8 x 1/2



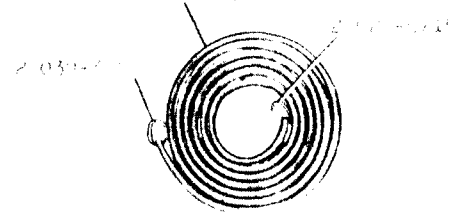


16392 - 1/6

228612



234311-1/2 x 1/2  
 234312-1/2 x 1/2

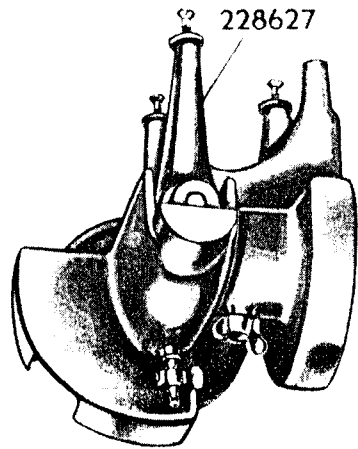


From the library of: Diamond Needle Corp

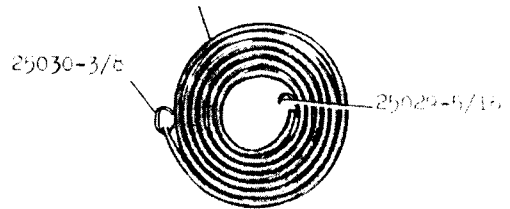


16393 - 1/6

228613




228626-5/16 x 53  
 228629-3/8 x 57



228610



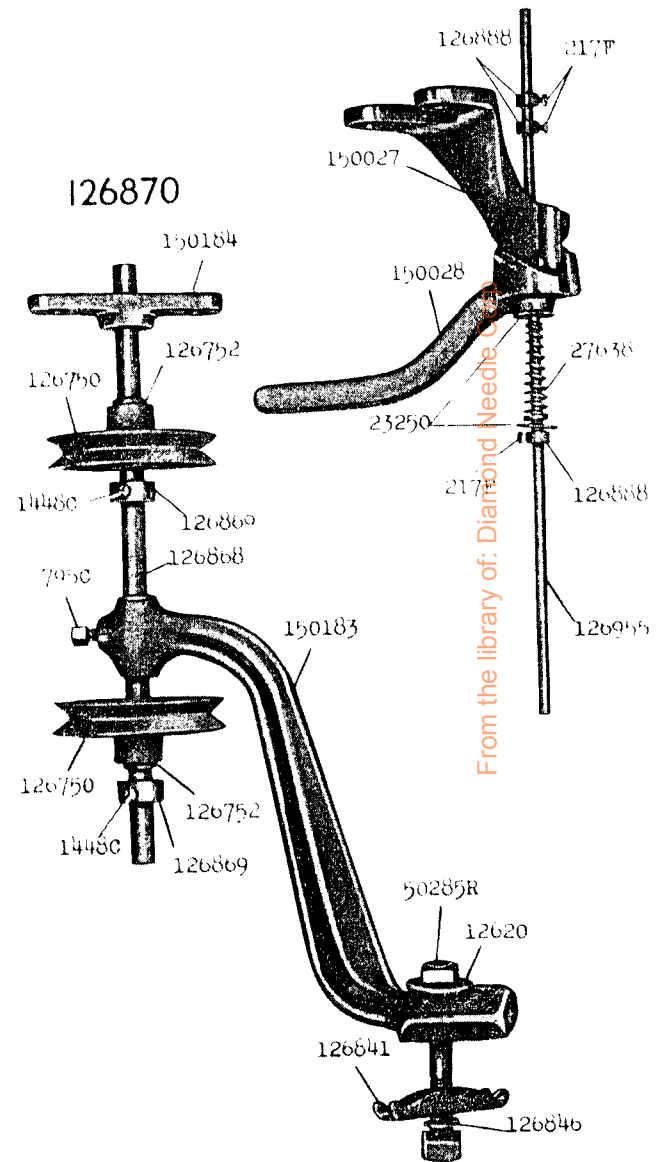
234344



16394 - 1/4

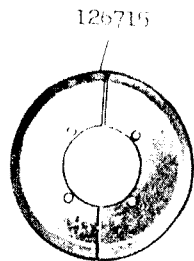
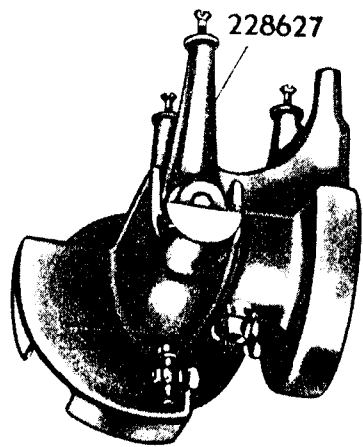
126890

126870

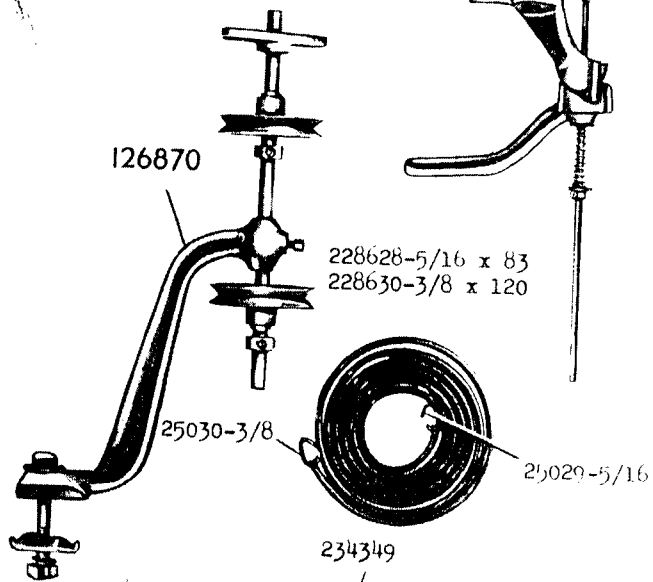
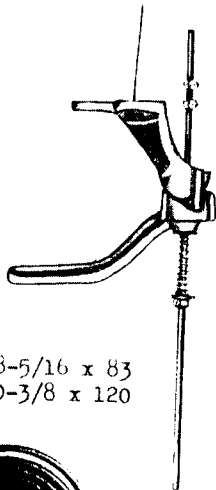


16395 - 1/6

228645



126890



126870

228628-5/16 x 83  
228630-3/8 x 120

25030-3/8

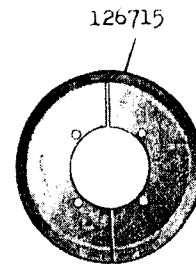

25029-5/16

234349



16396 - 1/6

228646

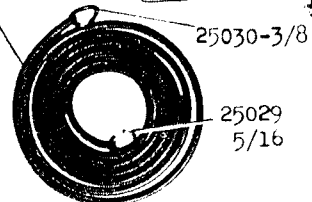


234350

126870

126890

228628-5/16x83  
228630-3/8x120



25030-3/8

25029  
5/16



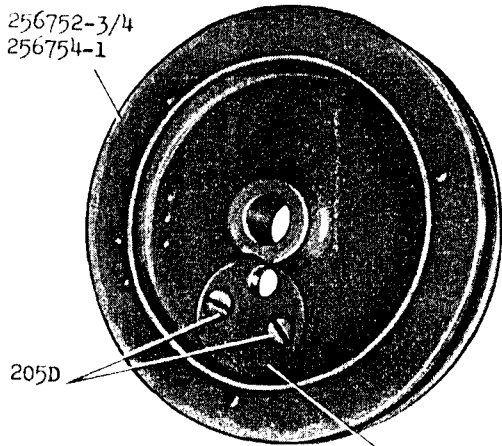
From the library of Diamond Assembly Corp.

16397 - 1/2

256753 - 3/4 Eye (L & M)

256755 - 1 Eye (L & M)

256752-3/4  
256754-1



205D

256205

391D



203E

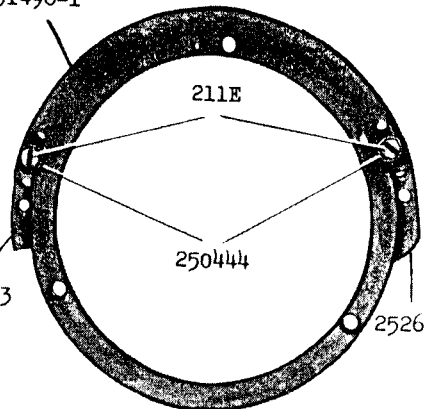


250372

254089 - 3/4

251428 - 1

252260-3/4  
251496-1



211E

250444

252663


252662

16398 - 1/2

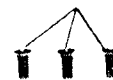
256507 - 3/4 (L) & St.

256509 - 1 (L) & St.

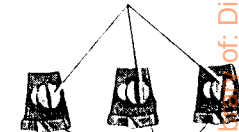
256506-3/4  
256508-1



391D



203E

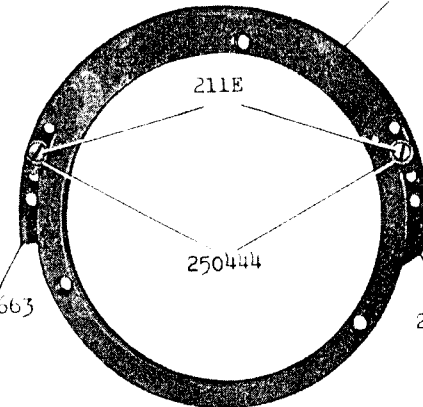


250372

254089 - 3/4

251428 - 1

252260-3/4  
251496-1



211E

250444

252663

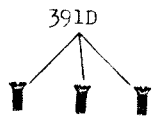
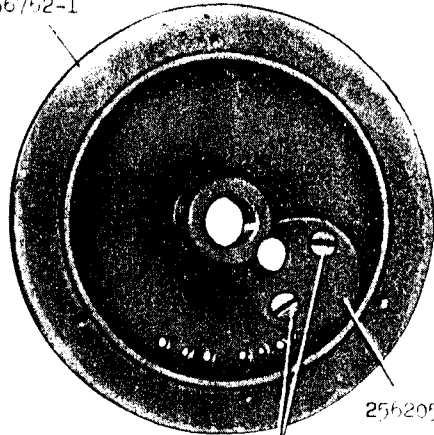
252662

From the list of: Diamond Needle Corp

16399 - 1/2

- 256757 - 5/8 T.B. (M)
- 256759 - 3/4 T.B. (M)
- 256761 - 7/8 T.B. (M)
- 256763 - 1 T.B. (M)

- 256756-5/8
- 256758-3/4
- 256760-7/8
- 256762-1

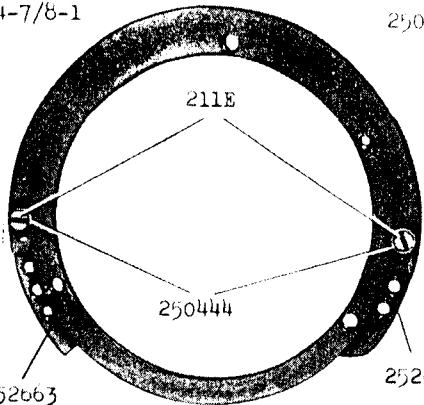


- 252659-5/8
- 251496-3/4-7/8-1

- 252661 - 5/8
- 251428 - 3/4 - 7/8 - 1






250372



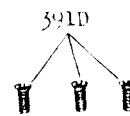
16400 - 1/2

- 256739 - 5/8 T.B. (L)
- 256741 - 3/4 T.B. (L)
- 256743 - 7/8 T.B. (L)
- 256745 - 1 T.B. (L)

- 256738-5/8
- 256740-3/4
- 256742-7/8
- 256744-1

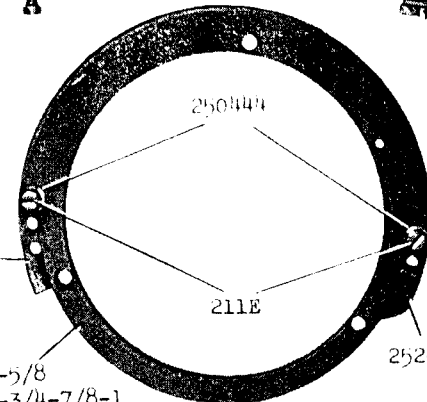


- 252661 - 5/8
- 251428 - 3/4 - 7/8 - 1



252663

- 252659-5/8
- 251496-3/4-7/8-1

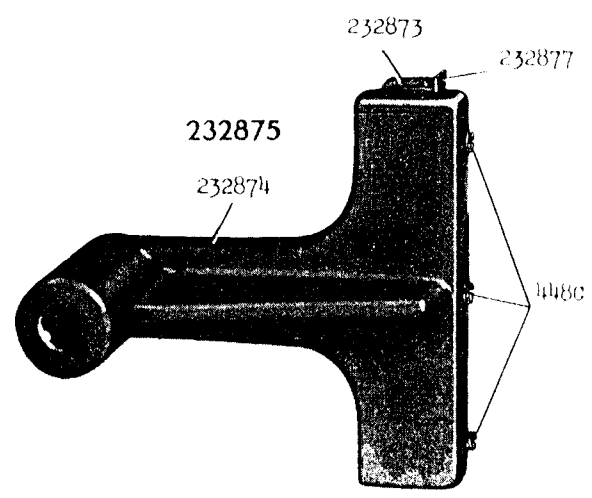


From the library of Diamond Needle Corp



16401 - 1/2

232878



232871

